

MidOhio Turn by Turn

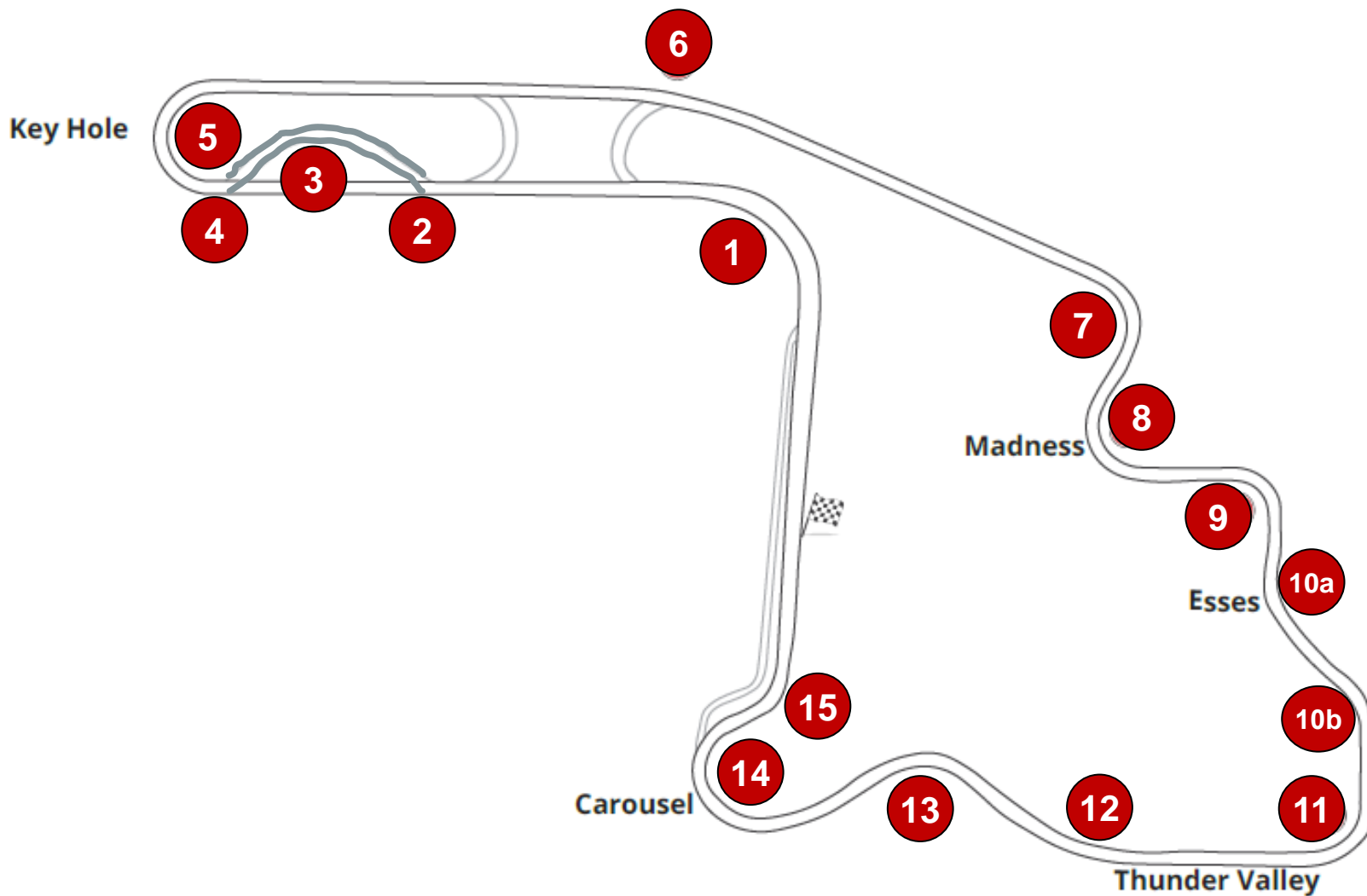


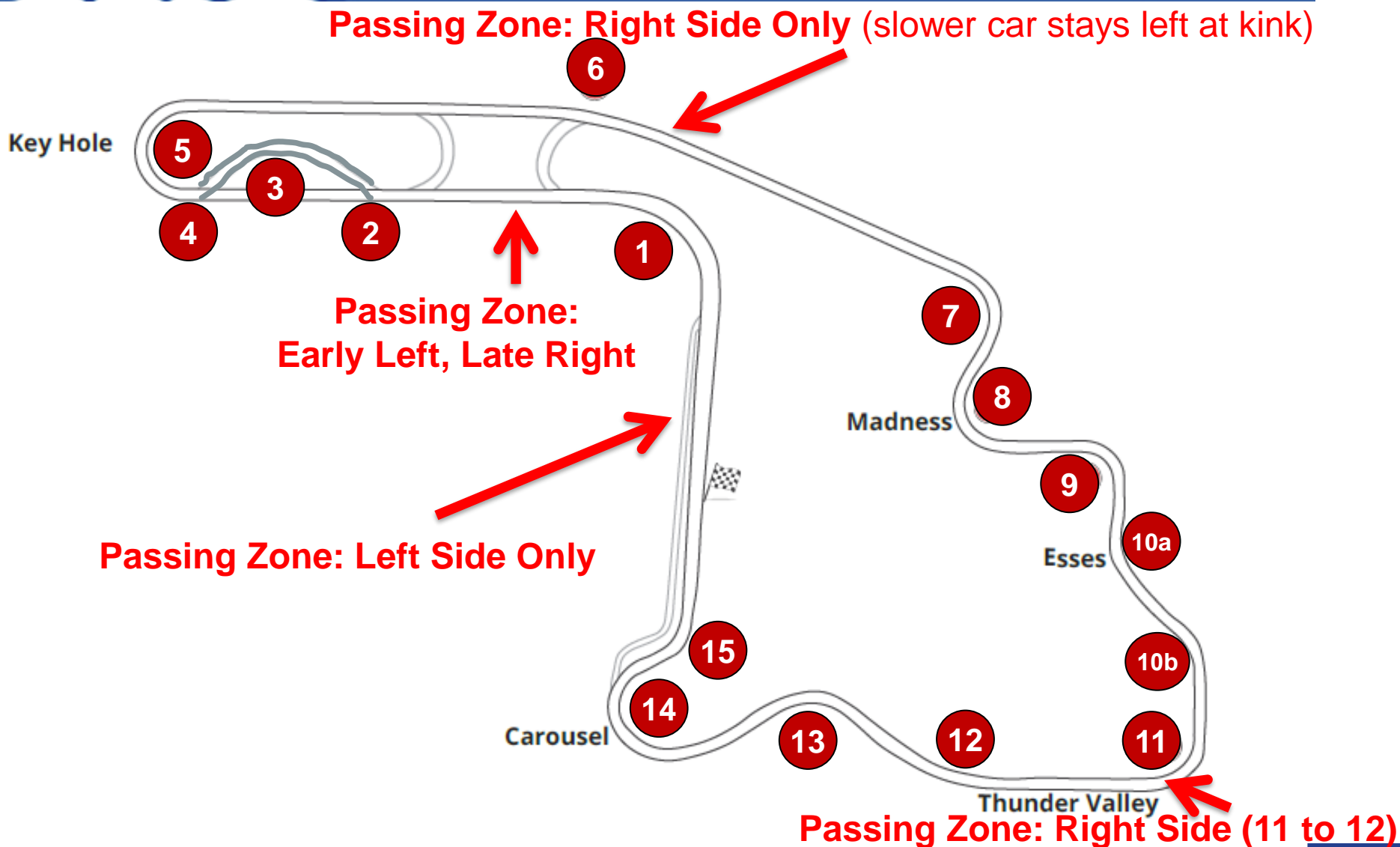
Disclaimer

The techniques shown here have been compiled from experienced sources believed to be reliable and to represent the best current opinions on driving on track. But they are advisory only. Driving at speed at MidOhio, or any other track, requires skill, judgment and experience. These techniques assume the reader has high performance driving knowledge and applies them as applicable to their level of driving experience.

High-performance driving can be very dangerous, carries inherent risks and may result in injury or death. NNJR and PCA make no warranty, guarantee or representations as to the absolute correctness or sufficiency of any representation contained herein. Nor can it be assumed that all acceptable safety measures are contained herein or that other or additional measures may not be required under particular or exceptional conditions or circumstances.

NNJR Mid-Ohio Track Map





Turn 1



Approach from track right. Very fast corner. Turn in is ~ bridge abutment. Late Apex $\frac{3}{4}$ to end of curb. Off camber and dip in middle of corner!



NNJR Approaching Turn 1



Porsche Club of America

Trackside Classroom Copyright NNJR 2021

Slide 6



PORSCHE

NNJR Turn In ~ Bridge Abutment



Porsche Club of America

Trackside Classroom Copyright NNJR 2021

Slide 7



PORSCHE

NNJR Long apex, last part of curb



Porsche Club of America

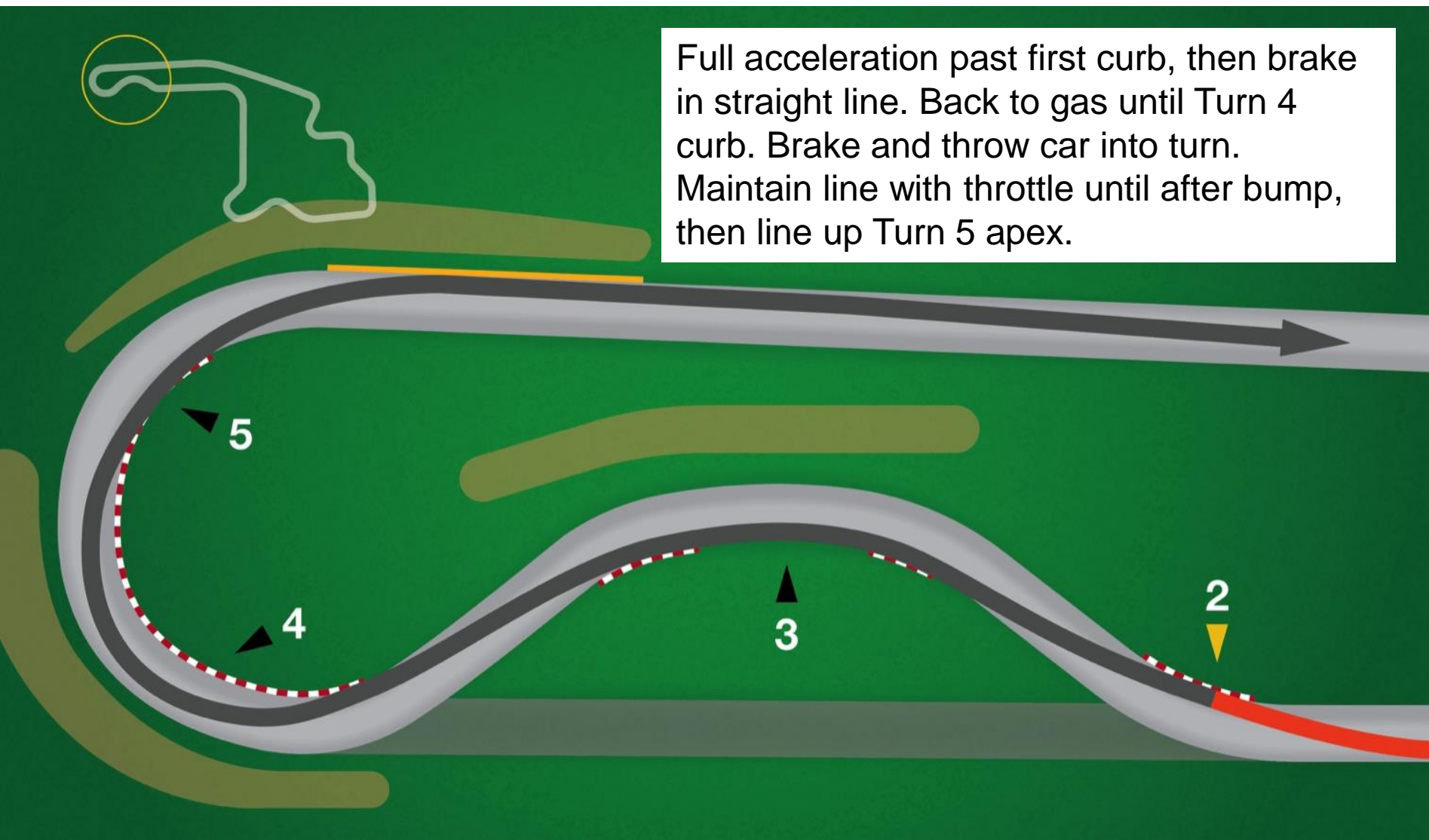
Trackside Classroom Copyright NNJR 2021

Slide 8



PORSCHE

Full acceleration past first curb, then brake in straight line. Back to gas until Turn 4 curb. Brake and throw car into turn. Maintain line with throttle until after bump, then line up Turn 5 apex.





NNJR Line up straight brake zone



Porsche Club of America

Trackside Classroom Copyright NNJR 2021

Slide 11



PORSCHE

NNJR Approaching the Keyhole



Porsche Club of America

Trackside Classroom Copyright NNJR 2021

Slide 12



PORSCHE

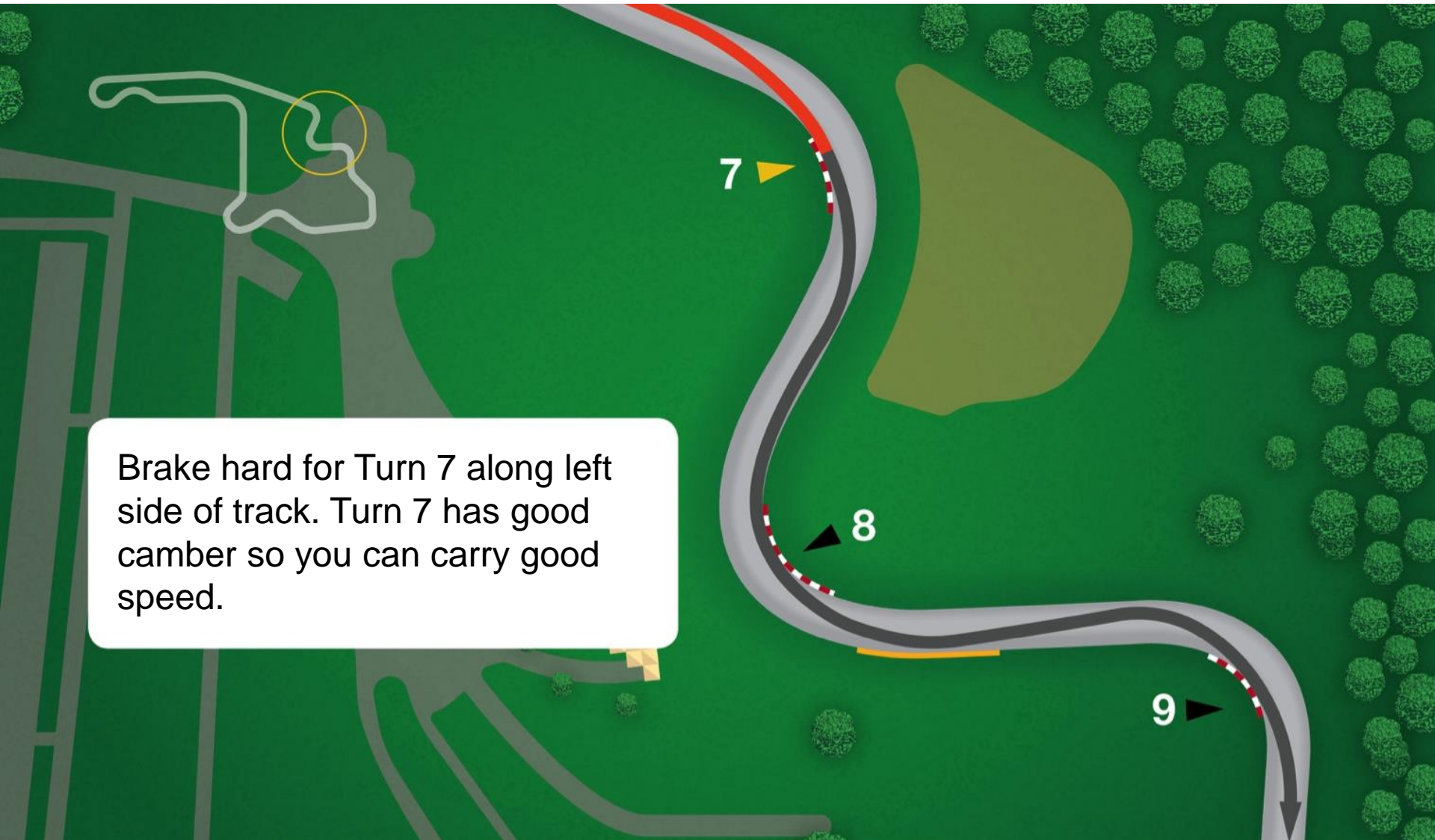








NNJR Turns 7, 8, 9



Brake hard for Turn 7 along left side of track. Turn 7 has good camber so you can carry good speed.



NNJR Approaching Turn 7: Downhill!



Porsche Club of America

Trackside Classroom Copyright NNJR 2021

Slide 18



PORSCHE





NNJR Track out Left, Stay Left Up Hill



Porsche Club of America

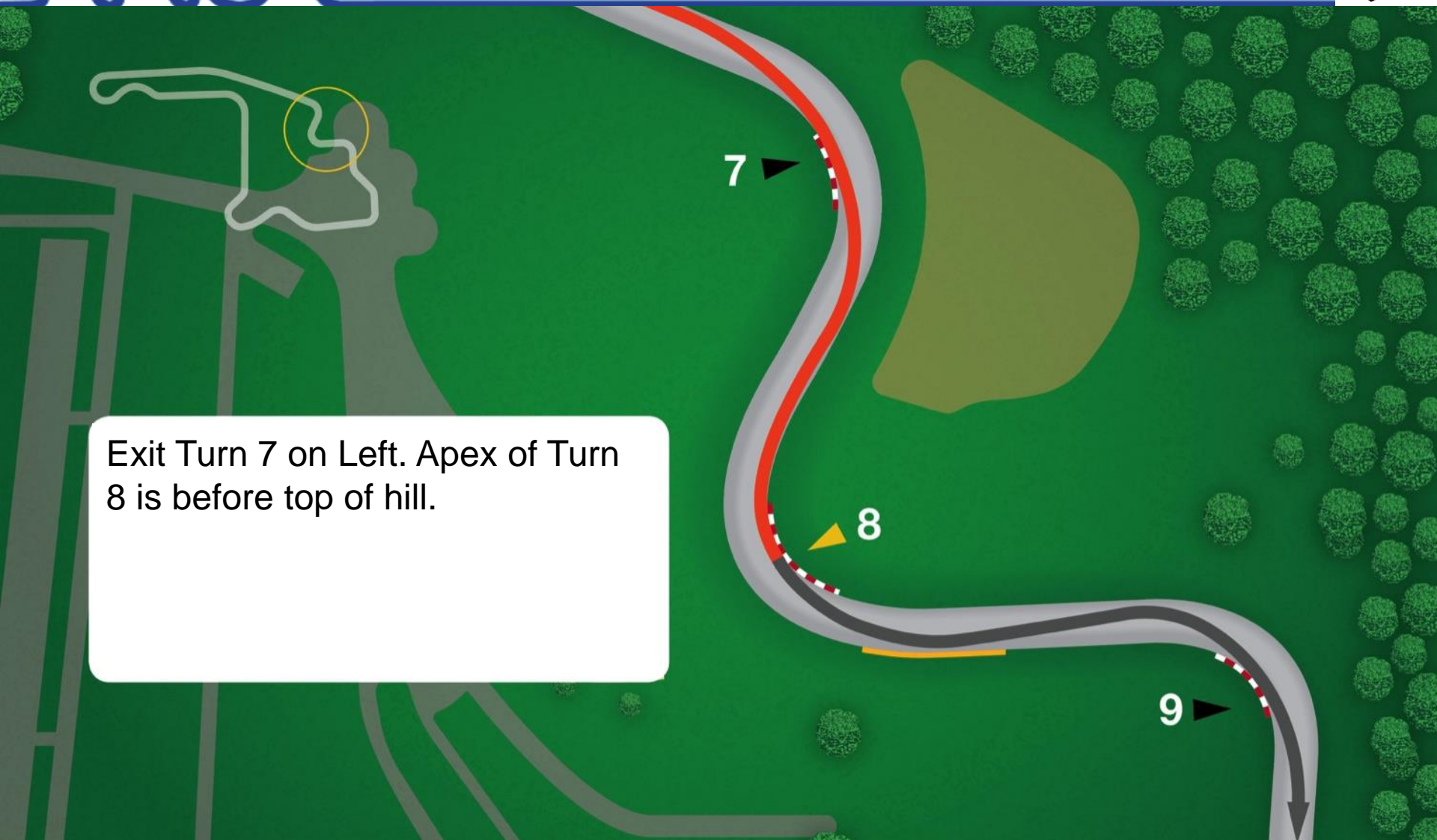
Trackside Classroom Copyright NNJR 2021

Slide 21



PORSCHE

NNJR Turn 8: Madness



Exit Turn 7 on Left. Apex of Turn 8 is before top of hill.



NNJR Apex of Turn 8



Porsche Club of America

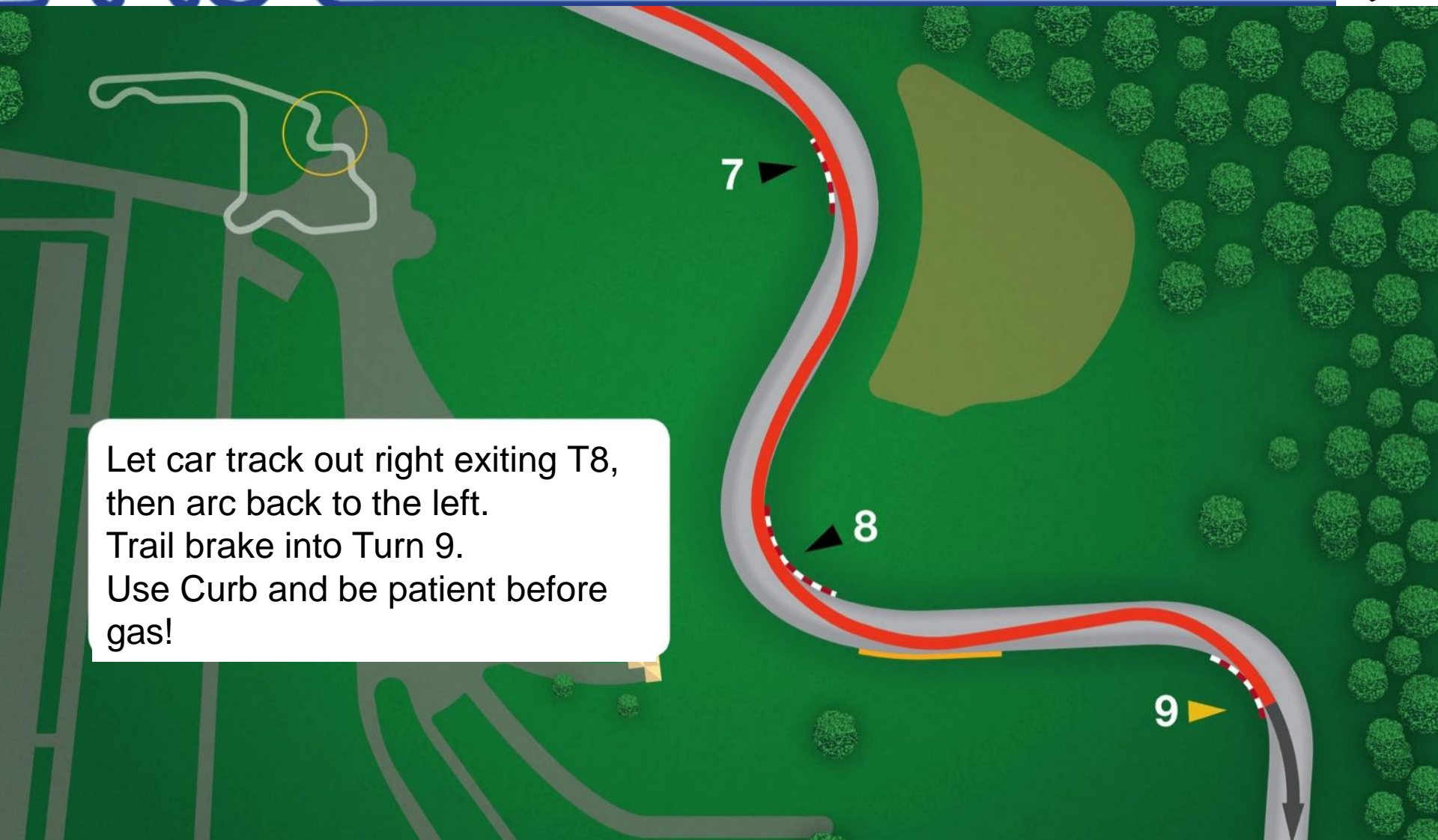
Trackside Classroom Copyright NNJR 2021

Slide 23



PORSCHE





NNJR Approaching Turn 9



Porsche Club of America

Trackside Classroom Copyright NNJR 2021

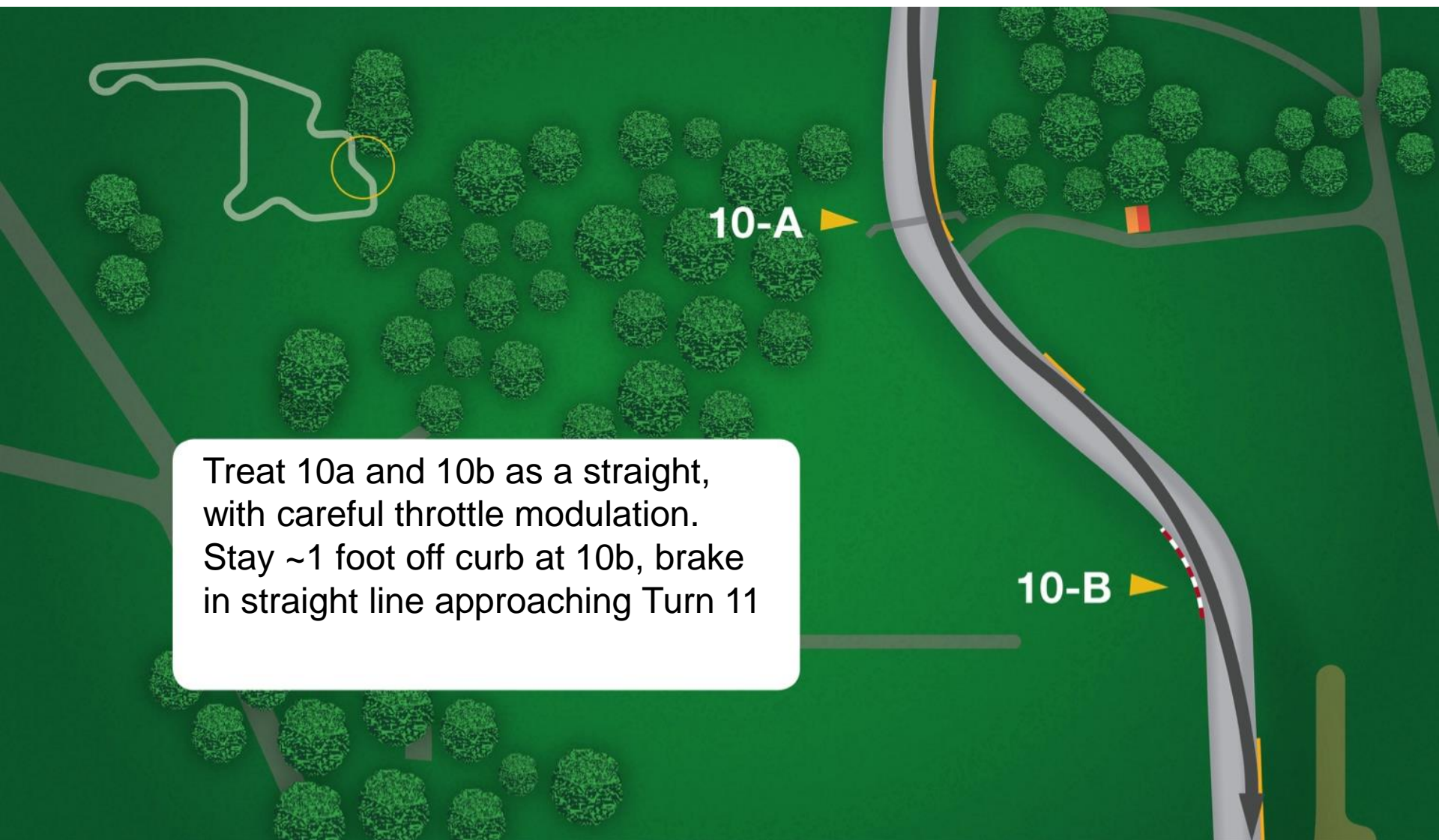
Slide 26



PORSCHE



NNJR Turns 10a and 10b



Treat 10a and 10b as a straight,
with careful throttle modulation.
Stay ~1 foot off curb at 10b, brake
in straight line approaching Turn 11







NNJR Turn 11



Turn 11 begins on camber and uphill, but then goes off camber and downhill! Unwind and track out after hill. Not a place to lift!

11



Porsche Club of America

Trackside Classroom Copyright NNJR 2021

Slide 31



PORSCHE

Approaching Turn 11 Try to brake in straight line!



Porsche Club of America

Trackside Classroom Copyright NNJR 2021

Slide 32



PORSCHE



NNJR Turn 11 Track Out



Porsche Club of America

Trackside Classroom Copyright NNJR 2021

Slide 34

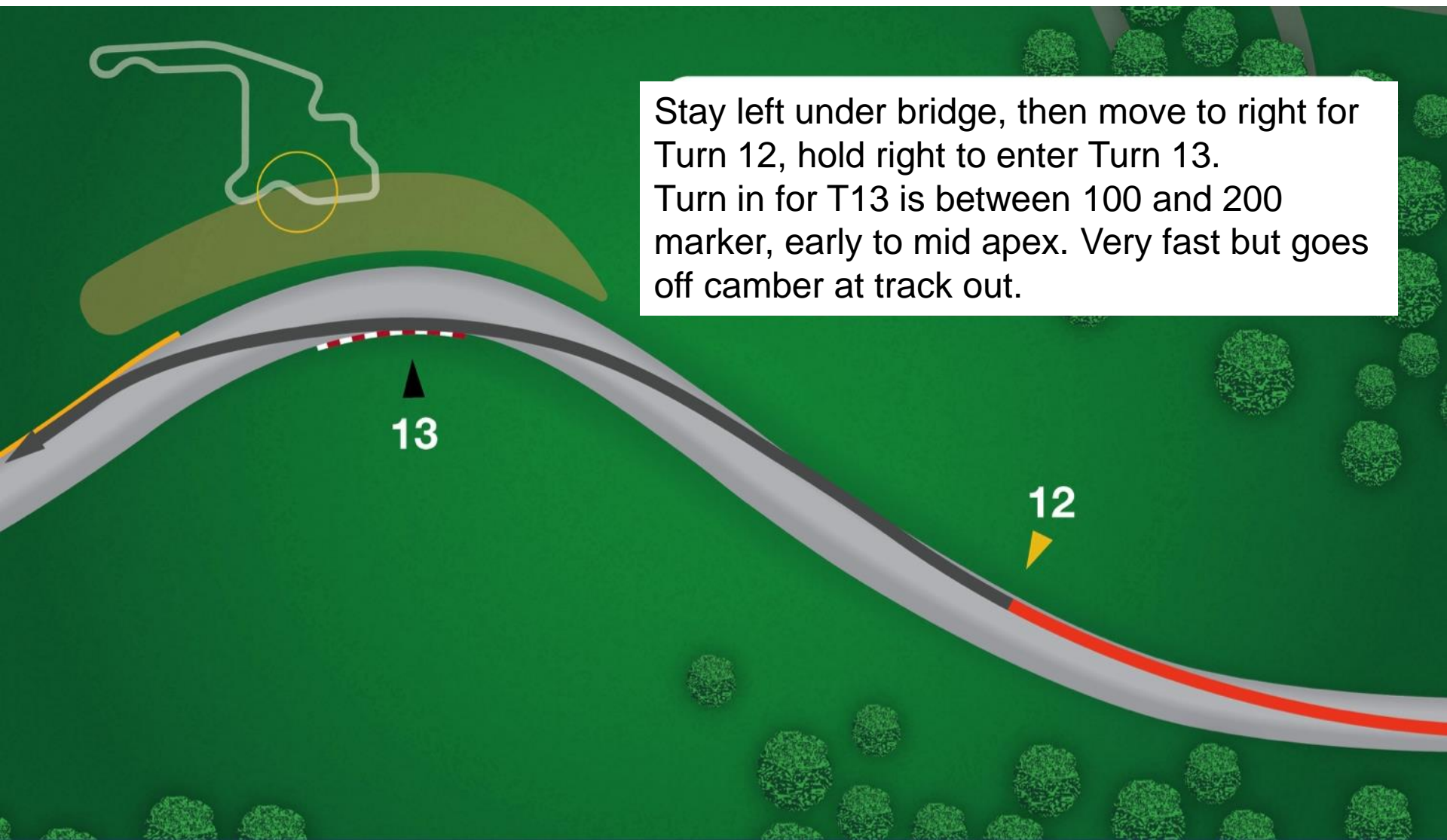


PORSCHE

NNJR Turns 12 and 13



Stay left under bridge, then move to right for Turn 12, hold right to enter Turn 13. Turn in for T13 is between 100 and 200 marker, early to mid apex. Very fast but goes off camber at track out.



NNJR Approaching Turn 13



Porsche Club of America

Trackside Classroom Copyright NNJR 2021

Slide 36



PORSCHE

NNJR Turn 13: Long Apex



Porsche Club of America

Trackside Classroom Copyright NNJR 2021

Slide 37

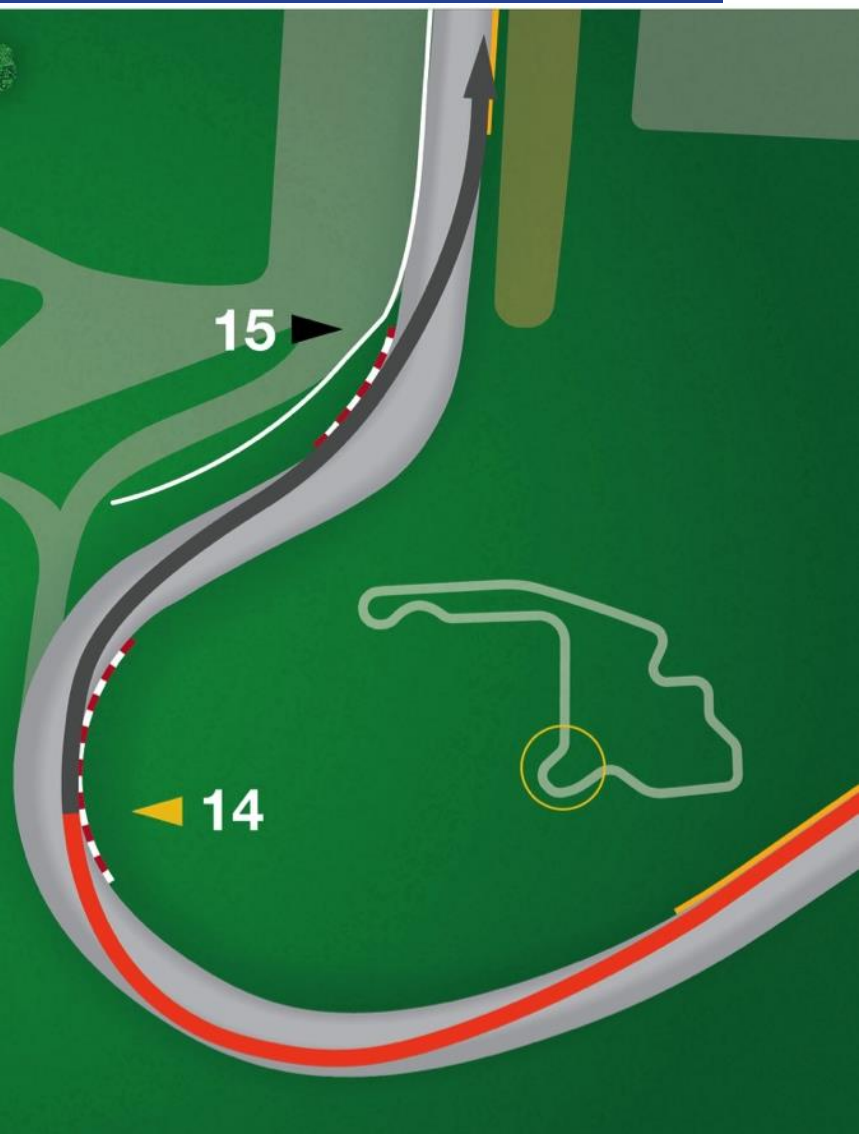


PORSCHE

NNJR Turns 14, 15: Carousel



Approach from right side of track, brake into hill, relax brakes over hill and bend right.
Tight to Turn 14 apex to set up Turn 15. Very easy to over drive Turn 14!



NNJR Approaching Carousel Note the Rise (hill)



Porsche Club of America

Trackside Classroom Copyright NNJR 2021

Slide 39



PORSCHE





NNJR Tight on first Apex (Turn 14) Be Patient!



Porsche Club of America

Trackside Classroom Copyright NNJR 2021

Slide 42



PORSCHE



NNJR Exiting Carousel (Turn 15)



Porsche Club of America

Trackside Classroom Copyright NNJR 2021

Slide 44



PORSCHE

- Turn 1 is Fast: Slow Hands
- Many drivers brake too late for Turn 7
 - China Beach is waiting!
- Turn 11 deserves great respect
- Keyhole and Carousel require patience!
- Track has very low grip (diabolical?) in the wet