



NNJR Track Pack

Watkins Glen II

Monday Sept. 21 & Tuesday Sept. 22, 2020

Note: This Track Pack has much new and updated content compared to last year. Please read through all of it now.

Welcome to NNJR Driver Education at Watkins Glen

YOU ARE RESPONSIBLE FOR KNOWING ALL OF THE INFORMATION IN THIS PACKAGE.

PLEASE READ, PRINT AND BRING A COPY OF THIS PACKAGE TO THE TRACK (COPIES WILL NOT BE AVAILABLE AT THE TRACK).

IN THIS "COVID WORLD," THERE ARE A LARGE NUMBER OF CHANGES VS. PAST NNJR DE EVENTS. YOU MUST FOLLOW THE PROCEDURES OUTLINED HEREIN OR YOU WILL BE ASKED TO LEAVE THE EVENT.

NNJR Drivers Education will afford you the opportunity to develop your driving skills in the relatively safe environment of a race track. IT IS NOT A RACING SCHOOL, NOR IS IT PRACTICE FOR RACING. All drivers are expected to drive well within their capabilities and be courteous and respectful of others. Drivers who appear, to an event official, to be pushing too hard or driving in an unsafe manner, will be black flagged and will lose track time. Aggressive Driving will not be tolerated. See page 15.

Registration, Waivers and Crew Members

All entrants to the track, drivers and crew members, must register and sign the NNJR and Watkins Glen waiver. Registration for WGI will be set up in the Registration Building, past Gate 2, top of the hill on the left. Watkins Glen will issue a wrist band to all. NNJR Registration will be in the garages. NNJR will issue color-coded wrist bands to drivers based on run group, with silver bands issued to crew members.



NNJR Track Pack

Watkins Glen II

Monday Sept. 21 & Tuesday Sept. 22, 2020

Track Pack Table of Contents

COVID PROCEDURES..... 2

Track Logistics 3

Tech Inspections 5

Event Operating Procedures 7

Event Safety Rules..... 10

Flags..... 11

Track Map..... 13

Driving Watkins Glen 14

Aggressive Driving..... 15

Event Officials..... 17

All Drivers and Run Groups 18

Garage Assignments 19

Monday Schedule 20

Tuesday Schedule 21

COVID PROCEDURES

Number 1 rule: You **MUST** wear a mask anytime you are in a building, covered area (garages, bathrooms), and at all meetings.

Number 2 rule: You **MUST** wear a mask anytime you cannot be physically distant from others, by at least 6 ft.

These two rules will be strictly enforced by Watkins Glen. If we violate them, we will be told to leave the premises. If you see anyone violating these rules, please remind them.

According to Watkins Glen: *“PPE required at any time that social distancing is not maintained. 2 violations of this policy will result in a shut-down of the event while regulations are re-explained. Further non-compliance will result in an end to the day’s activities.”*



NNJR Track Pack

Watkins Glen II

Monday Sept. 21 & Tuesday Sept. 22, 2020

Track Logistics

Track Arrival

WATKINS GLEN REGISTRATION WILL TAKE PLACE OUTSIDE OF THE TRACK AT THE REGISTRATION BUILDING LOCATED ON TOP OF THE HILL, PAST GATE 2.

NNJR REGISTRATION WILL TAKE PLACE IN THE GARAGES

You will be required to show your state I.D. If your state is on the New York State quarantine list, you will not be admitted if you have not previously quarantined.

<https://coronavirus.health.ny.gov/covid-19-travel-advisory>

- Entry is limited to 3 persons per car - the driver and 2 crew workers, plus club workers needed to run the event. No one under 18 years old permitted.
- Upon arrival, all persons must report to the registration building to sign a waiver and receive a wristband – proper distancing will be marked off and must be maintained.
- Registered participants will need to wait in their vehicles in the field across from registration until 6pm before approaching the gate. If you arrive after 8:00pm, you will have to register in the morning.
- If you are on Early Entry list, you may register at 5:00pm
- Registration hours on Monday are 6am – 8am. After that, lists go to the gate. Registration WILL NOT be open on Tuesday. All last-minute arrivals will register at Gate 2 upon arrival.
- The gate will admit only individuals with the proper wristband.
- Medical screening will be conducted at the gate each morning, including contactless temperature checks.

The track becomes available to us at 6PM on Sunday, Sept. 20th for trailer drop off. You will not be admitted prior to 6PM, and you must not line up in front of entrance Gate 2. You will be able to enter the track up until 8PM. Some volunteers are allowed to enter early to help set-up for Tech... If you see them entering the gates, do not attempt to get in early.

Track Evening Closure

You must be off the premises no later than 9:00 each evening.

Garages and Camping

Garages are available for rent. Do NOT park in front of a garage space unless you have rented it. **Overnight camping is NOT permitted.** Electric power hookups are available for purchase: ask at the entrance gate. You may bring a camper or RV, but you may not stay in it overnight.

Food

The concession stand will be open from daily 11:30 to 1:30 for snacks and drinks. Food will NOT be available. Please make plans to bring your own lunch.



NNJR Track Pack

Watkins Glen II

Monday Sept. 21 & Tuesday Sept. 22, 2020

Fuel

Race fuel plus 93 octane will be available at the pumps. The pumps will be open from 8 AM to 3:30 PM.

Paddock Parking

Park cars a minimum of 6 ft apart. Trailers must be parked with 20 ft clearance. One note: it should be obvious, but do not park in front of a trailer since the tow vehicle will be returning to that spot.

Safety

The interior roads within the WG facility are public roads and are patrolled by local police. You must obey all local traffic rules. Drone aircraft are expressly prohibited from use within the WG facility.

Bikes, Scooters, and Skateboards

These "vehicles" are not permitted in pit lane nor in the paddock where cars are entering or leaving the track or where tech inspection is being held. While permitted in other areas of the paddock, you are responsible to ensure that all proper safety gear is worn, in compliance with state law. Please inform anyone attending with you, especially children, to remain clear of prohibited areas and to exercise caution.

Paddock Jack Rules

Do NOT jack or place any jack stands on the asphalt. You must use wood or metal underneath any jack or jack stand.

Track Damage

Any car causing any damage to track facilities or equipment will be required to pay a predetermined amount of money immediately, or the amount of damage, whichever is greater.

Track Clean-Up

No car parts, tires, batteries, etc. may be left behind in the paddock. The track will charge a disposal fee which will be billed to the responsible participant. Fluid wastes must be placed in approved disposal containers located in various locations in the paddock and never on the ground.



NNJR Track Pack

Watkins Glen II

Monday Sept. 21 & Tuesday Sept. 22, 2020

Tech Inspections

Pre-Event Tech Inspection is Required

Note: Prior to the event, all cars must complete a technical inspection at an authorized shop or dealer. Instructors may self tech. However, Instructors must submit proof of their annual professional tech inspection, which must be done at the beginning of the season.

All drivers are required to complete and sign the pre-tech inspection form and bring it to the track-side tech inspection. The form is available here:

https://nnjr-pca.com/wp-content/uploads/2020/03/2020-track-tech-form-2_24_20.pdf

At the Track Tech Inspection

We will hold a tech session at the track on Sunday evening beginning just after 6PM and concluding no later than 7:30PM. For those arriving Monday morning, tech will open shortly after 6:15AM and will close promptly at 7:30AM. Anyone missing a tech session must see the tech steward and will be tech'd at the steward's convenience. There will not be a tech for Tuesday, unless you wish to have your car checked: just ask the tech steward. If you have any doubt about your car's safety, ask to have it looked at.

At the track tech is required before going on track. The procedure is as follows:

- A. Remove all loose objects from vehicle:
 - Passenger compartment: mats, radar detector, cell phone, CDs, etc.
 - Glove box must be empty or locked.
 - Luggage compartment: tool kits, air compressor, oil, spare parts, etc. Leave spare tire in place.
 - Door pockets must be empty.
- B. Remove any wheel covers and wheel locks.
- C. Attach large, visible car numbers to both sides of car and front and rear. Your number **must match** the number shown in the entrant list below.
- D. Affix tech sticker at the top left of the windshield (if you went to the NNJR pre-event tech). Otherwise, put your completed and signed tech form on the dashboard or under your windshield wiper.
- E. Check wheel lug tightness.
- F. Proceed to tech line at event. Times for event tech inspections are on the schedule.
- G. Stay with your car.
- H. Your car will be checked for:
 - Loose articles
 - Brake lights
 - Brake fluid level



NNJR Track Pack

Watkins Glen II

Monday Sept. 21 & Tuesday Sept. 22, 2020

- Tight gas cap
 - Lug nut tightness
 - Car numbers, to ensure that they are properly placed, of sufficient size and contrast, and **match those assigned to you as shown in this track pack**
 - Tow hooks, either installed in the front bumper, or locked in the glove compartment
 - Secure mounting of auxiliary equipment, such as fire extinguishers, video cameras, data systems, etc.
 - Helmet - Snell 2010 or later (2015 recommended)
- I. If your car failed the pre-event safety inspection, you will be directed to a separate line where the defect plus the above will be checked.
- J. At the end of the tech line, you will receive your run group sticker.
- K. The tech line will close PUNCTUALLY at the scheduled time. Late arrivals will be tech'd at the tech steward's convenience.

Instructors may self-tech their cars but **MUST** provide a completed tech form to the tech line and check their name off on the instructor check-in log.

A note on car numbers

You must provide numbers and apply them to your car prior to entering the tech line. Numbers do not need to be fancy: one inch blue or green painters masking tape works well on light colored cars. Door numbers should be at least six inches high and appear on both the driver and passenger side of the car. Front and rear numbers must be at least 4 inches high. You **must** use the number assigned to you as shown in this track pack.



NNJR Track Pack

Watkins Glen II

Monday Sept. 21 & Tuesday Sept. 22, 2020

Event Operating Procedures

Instructors and Students

Due to the current conditions, there are some precautions that will be taken to ensure everyone's safety:

1. Face shields down when two in a car
 - a. If there is no shield present, a mask must be worn
2. Balaclava or mask under helmet highly recommended
3. Students are encouraged to use their own student or in-helmet headset
4. If student headset is supplied by coach:
 - a. Remove foam covering microphone
 - b. Only one student allowed to use the headset during the event
 - c. Allow student to retain headset until the end of event
 - d. Disinfect the headset after event
5. Pre and post run communication to be conducted outside vehicle

Staging

All entrants should listen for their run group to be called on the PA system. Entrants should also note the times listed on the daily schedule: run times are normally very close to those posted unless an incident or inclement weather has intervened. When your run group is called, or 5-10 minutes before your session (not sooner) drive your car slowly to the staging area. It is very important that all drivers line up promptly. Staging officials will check that both you and your car have proper credentials to enter the track, that helmets are on and buckled properly, that doors and hoods are latched closed, and that windows are down. Note that the driver's window must always be down (fully open). Some tracks require the passenger window to be open even when there is no passenger.

Pit Out – Entering the Track

Track entry is only upon instruction by the pit out steward. To enter the track properly, proceed briskly and be sure to look in your mirrors and down the track for oncoming traffic. **STAY INSIDE THE BLEND LINE OR TO THE SIDE OF THE TRACK THAT YOU ENTERED UNTIL THE TRACK IS CLEAR!** Blend line violators will be black flagged.

Pit In – Exiting the Track:

At the conclusion of a session (run group), the checkered flag will be displayed. After receiving the checkered flag, proceed to pit-in, cooling your brakes and engine, slow down and enter pit lane at or below the pit lane speed limit.

Flags

It is your responsibility to identify the location of the flag stations. Flag stations are your primary source of information about track conditions immediately in front of your car while you are running. Become familiar with their locations and with the meaning of each flag. See the attached



NNJR Track Pack

Watkins Glen II

Monday Sept. 21 & Tuesday Sept. 22, 2020

description of flags and their uses.

Passengers

If there are two in a car, one **MUST** have an **ORANGE** wrist band

Paddock and Pit Speed Limits

The paddock speed limit is 5 MPH. Paddock traffic is one-way only, direction is track specific. Take particular care of pedestrians when traversing the paddock. Pit lane speed limit is 30 MPH. Please monitor your speed when entering and exiting the pits.

Passing

Passing is permitted on designated portions of the track only as described in the Driver's meeting and as shown on the Track Map attached. In many cases, passing must only be on one side. Passing is not permitted in the corners. The driver of the car being overtaken **MUST SIGNAL** with his/her hand by pointing over the roof (right side) or straight out the driver's window (left side) to the side on which the faster car is to pass. **DO NOT TAILGATE**. The obligation for a safe passing maneuver falls primarily on the passing car, but the car being passed should never do anything unexpected to interfere. The car being passed should stay on line. Be aware of what is going on behind you as well as in front. **USE YOUR MIRRORS**.

- One **CLEAR** signal per car, with a brief lift.
- **If a car is behind you for more than 1 or 2 corners, give them a pass signal.** Be courteous and lift briefly to allow the pass to happen quickly. Do not race the overtaking car to the next corner.

We use expanded passing in the red run group and, frequently but not always in the black run group. This allows passing anywhere on the track, upon receiving a valid pass signal. We do not, however, encourage passing in corners or late passes. More details on Expanded Passing are on the NNJR website: <https://nnjr-pca.com/wp-content/uploads/2018/03/Expanded-Passing-Outline.pdf>.

NNJR Spin Rule

A spin is defined as rotation of the vehicle more than 90 degrees from its intended direction, 2 or more wheels off the track surface, or contact with anything. If you spin, you are to immediately proceed to the pits and see the Chief Instructor to discuss the occurrence. After a spin, you are on probation for the remainder of the event, and if you incur a second spin, your driving privileges may be suspended or revoked for the balance of the event at the discretion of the Chief Instructors. Additionally, incidents involving contact will be reviewed by the Chief Instructors and may result in probation or exclusion from future events.

Driving Recommendations in Case of Trouble

If you make a mistake and lose control of your car, the best general rule is to engage maximum brake effort until you are completely stopped. If you see you are going to run off the track and if you still have control, drive off straight. **DO NOT** attempt to hold your car on the track or to bring it back onto the track. Your chances of escaping unscathed by driving off under control are **MUCH** better. Most contact incidents are caused by the driver attempting to keep the car on track when



NNJR Track Pack

Watkins Glen II

Monday Sept. 21 & Tuesday Sept. 22, 2020

they should have driven it off.

If there is an incident of any sort, please respect the driver(s) involved and DO NOT take pictures; especially, DO NOT post pictures or video online or on social media.

Disabled Vehicles

If your car becomes disabled or you have an incident on the track, REMAIN IN YOUR CAR WITH SEAT BELTS FASTENED UNLESS THERE IS FIRE OR YOU ARE INSTRUCTED OTHERWISE BY THE CORNER WORKER. You are generally much safer in your car than if you get out. If you are O.K. and do not need medical assistance, signal likewise to the corner worker e.g., a thumbs-up or similar. This will avoid dispatching the ambulance unnecessarily and potentially delaying the event. If you need a tow vehicle, you can make a tow sign ("T") to indicate this. Do not remove your helmet or seat belts.

If you leave the track surface and the car is drivable, please come to a controlled stop in a safe position. If you have a clear vision of the track and oncoming traffic and/or can be assisted by a corner worker to re-enter, then proceed with caution, re-entering offline if possible. Otherwise, remain in your car with helmet on and seat belts fastened and await assistance.



NNJR Track Pack

Watkins Glen II

Monday Sept. 21 & Tuesday Sept. 22, 2020

Event Safety Rules

SAFETY IS OUR PRIMARY CONCERN THROUGHOUT THE EVENT - Anyone deemed to be conducting themselves or their vehicle in an unsafe manner, either on or off the track, is subject to suspension for the balance of the event.

All drivers are expected to drive well within their capabilities and to be courteous and respectful of others. Drivers who appear, to an event official, to be pushing too hard or driving in an unsafe manner, will be black flagged and will lose track time.

AGGRESSIVE DRIVING WILL NOT BE TOLERATED. Examples of unacceptable driving behaviors are shown below on pages 15 & 16.

- In particular, we expect all drivers to be courteous and give prompt pass signals at the first opportunity, with a lift.
- Passing without a signal is unacceptable and will be black flagged.

If you go off track (2 wheels or more) or spin, you are required to immediately report to the pits: see *Spin Rule* above. Failure to report immediately means a black flag.

Drivers must pay attention to all flags. In particular, missing or ignoring either type of black flag is a serious mistake.

NO ALCOHOLIC BEVERAGES OF ANY TYPE may be consumed by any person until the driving schedule has been completed and the track is shut down. The use of any ILLEGAL OR REFLEX AFFECTING DRUGS IS STRICTLY PROHIBITED.









NNJR Track Pack

Watkins Glen II

Monday Sept. 21 & Tuesday Sept. 22, 2020

Flags




<p>GREEN FLAG:</p> 	<p>Track is open and the course is clear. If no flag is displayed at a station, this is a green condition.</p>
<p>YELLOW FLAG:</p> 	<p>Stationary - There is a potential hazard near or on the track ahead of you. You must exercise caution until you pass a clear flag station. Slow down. Passing is not allowed while the yellow flag is displayed. This flag will also be displayed for the first lap of each run.</p> <p>Waving - There is a hazard immediately in front of you. It will require you to alter your course or take evasive action. Immediately slow down and be prepared to take appropriate action as necessary. Be aware of the cars around you as you do this</p>
<p>YELLOW/RED STRIPED FLAG:</p> 	<p>This striped flag indicates a surface condition - take care. It indicates that a slippery condition exists or that debris is present on the course. This flag is displayed standing.</p>
<p>BLACK FLAG:</p> 	<p>If directed at your car: There is something wrong with your car or your driving. Immediately pull into the pits and see an Event Official.</p> <p>If stationary at more than one station: all cars are to pull into the pits at their first opportunity. No passing.</p>
<p>MECHANICAL BLACK:</p> 	<p>At some tracks, you will see this flag used in place of a black flag when something is mechanically wrong with your car. Pull into the pit lane and see the chief, who will relay the flaggers observations.</p>
<p>BLUE FLAG:</p> 	<p>When pointed at you, this flag indicates that there are faster cars behind you that should be allowed to pass. Check your mirrors and give passing signal(s) at the next authorized passing area.</p>



NNJR Track Pack

Watkins Glen II

Monday Sept. 21 & Tuesday Sept. 22, 2020

WHITE FLAG: 	This means that an ambulance, service vehicle, or slow moving (e.g. with mechanical trouble) car is on the circuit. Be alert.
RED FLAG: 	Something affecting the safety of the event has occurred. Stop quickly and safely by moving to the edge of the track surface (off line) immediately but look in your mirrors before braking: Be mindful of the cars around you. Do not drive around to see the cause of the flag signal. Remain stopped with your car until directed by a flagger to proceed.
CHECKERED FLAG: 	The run group is over. Proceed around the track more slowly, cool engine and brakes, return to pits and paddock.



NNJR Track Pack

Watkins Glen II

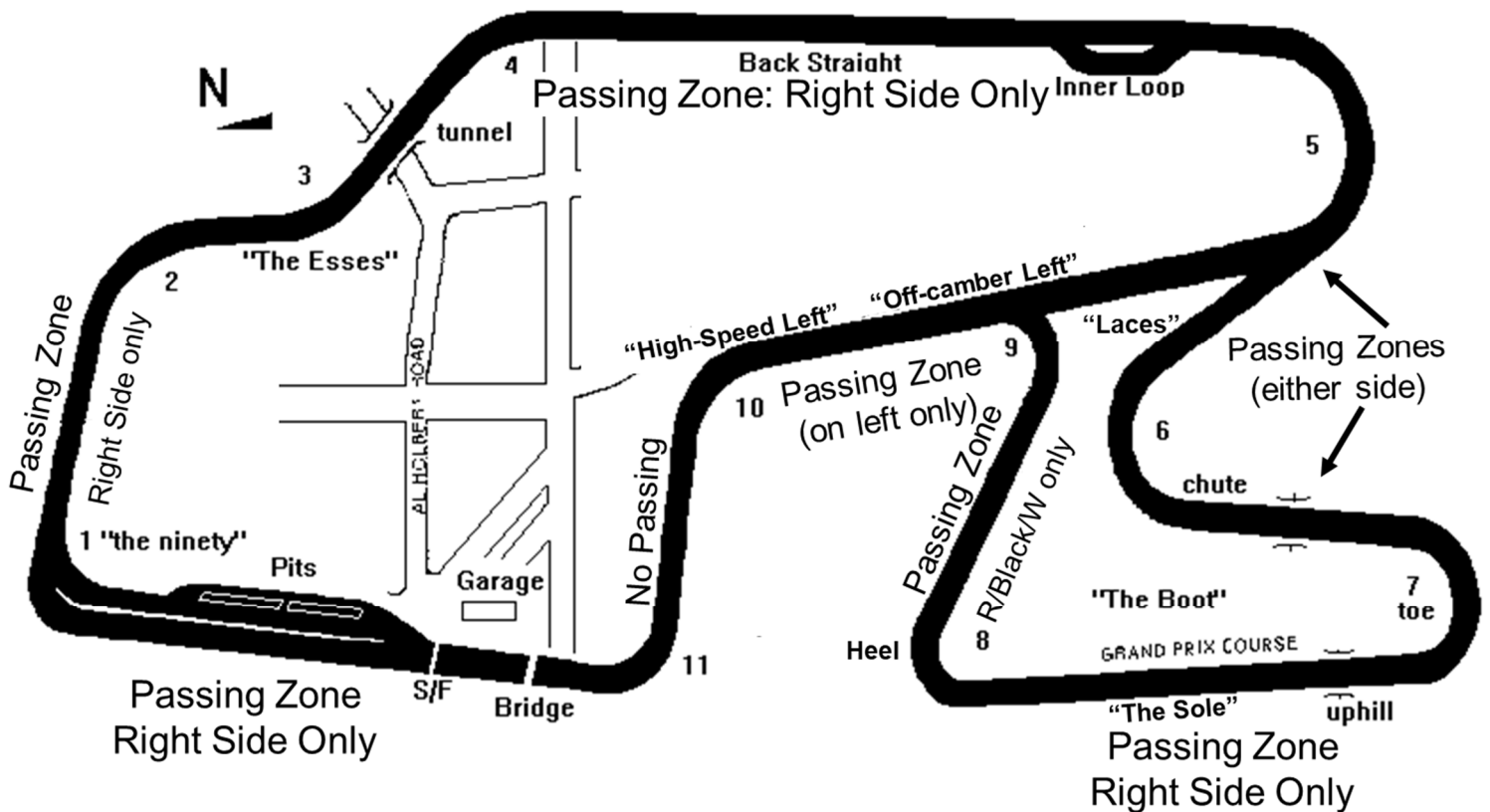
Monday Sept. 21 & Tuesday Sept. 22, 2020

Track Map

Watkins Glen Passing Zones

Notes:

1. Mandatory side to pass in most passing zones: All Groups
2. Run groups with Expanded Passing may pass anywhere with a signal except the Esses





NNJR Track Pack

Watkins Glen II

Monday Sept. 21 & Tuesday Sept. 22, 2020

Driving Watkins Glen

Driving Watkins Glen

At <https://nnjr-pca.com/driver-ed/#turn-by-turn>, the NNJR website has a lots of information to help you learn how to drive Watkins Glen:

- Article on how to drive Watkins Glen
- Watkins Glen Turn by Turn
- How to Drive Watkins Glen with the line (official PCA info showing the line)
- Watkins Glen Video

Please review these resources, especially if you aren't familiar with Watkins Glen.

Watkins Glen Classroom (*Virtual Classroom prior to the event*)

Watkins Glen II Virtual Class: "How to Go Faster, Safely"

Thursday September 17 at 7:30 PM sharp (login a few minutes early)

<https://zoom.us/j/99316553997>

Meeting ID: 993 1655 3997

Passcode: 864118

Slides available in the "Classroom" section of <https://nnjr-pca.com/driver-ed/>

For those that need a phone connection:

One tap mobile

+13017158592,,99316553997#,,,,,0#,,864118# US (Germantown)

+13126266799,,99316553997#,,,,,0#,,864118# US (Chicago)

Dial by your location

+1 301 715 8592 US (Germantown)

+1 312 626 6799 US (Chicago)

+1 646 876 9923 US (New York)

+1 669 900 6833 US (San Jose)

+1 253 215 8782 US (Tacoma)

+1 346 248 7799 US (Houston)

+1 408 638 0968 US (San Jose)



NNJR Track Pack

Watkins Glen II

Monday Sept. 21 & Tuesday Sept. 22, 2020

Aggressive Driving

Aggressive Driving is not consistent with the NNJR Drivers Education program and will not be tolerated.

Definition:

Aggressive driving is any operation, while on the track, pit lane or paddock area that introduces unwarranted risk to NNJR DE event participants or other attendees.

Enforcement:

The responsibility for determining "Aggressive Driving" behavior will be the NNJR Chief instructors in combination with the local track flagging operations. One warning will be issued either during or after a run session. After the first warning, any confirmed "aggressive driving" for that individual will result in the car being black flagged in session and the incident will be equivalent to a 'spin' subject to the NNJR two spin rule.

"Aggressive Driving Behavior" is not about overall "speed", slip angles, hard acceleration, or threshold braking. It is not about which car is overtaking or being overtaken. Aggressive Driving shows a lack of respect for fellow drivers and manifests itself in poor decision making that introduces unwarranted risks. In essence, Aggressive Driving is the polar opposite of "safe, serious, fun".

Examples of behavior that can be considered "Aggressive Driving".

Lead car

- Holding a faster car up. If a car shows up in your mirror, and maintains a consistent distance or consistently closes in at turn entry or exit over the course of 2 or more corners, they have established that they are a "faster car" and should be given a passing signal at the next safe passing opportunity. If you pull away on straights but the car behind catches you at corner exit, the following car is faster and should be given a pass signal (with a lift).
- Failing to give a clear passing signal.
- Giving a pass signal not lifting or racing the overtaking car to the next corner.
- Blocking: Any defensive move to take away an upcoming cars line
- Brake Checking: (early braking to surprise upcoming traffic)
- Payback: holding up a faster car due to a perceived previous transgression on their part
- Ignoring or missing flags
- Paddock or pit lane speeding
- Not using mirrors



NNJR Track Pack

Watkins Glen II

Monday Sept. 21 & Tuesday Sept. 22, 2020

Following (passing) car

- Weaving: Moving the car on the track to attract the lead car's attention
- Tail gating: Driving less than one car length behind the lead car with intent to "intimidate" the lead driver
- Rapidly closing on a car expecting a pass signal late in a passing zone.
- Flashing lights, blinkers, horns, etc. in an attempt to get the attention of the lead car.
- Overlapping: Driving next to lead car without a passing signal
- Chopping: Any immediate abrupt change of line in front of the passed car not immediately necessitated by the driving line
- ANY hand gestures other than a "thank you" wave when over taking a car

Maintaining the "train"

Trains can be frustrating and lead to aggressive behavior. This is quite subjective, but track awareness and courtesy should be your guide. If you are being held up in a "train" you generally should know if the car behind you has been a faster car either in other events or earlier sessions. If that's the case, don't wait for the car holding you up to provide a passing signal before you allow the faster car to pass you in the "train".

If you are the lead car in a train of more than 2 cars, you are causing the train! Give pass signals at the first safe opportunity.

If you are at the back of a long train, you always have the option to roll through the pits and, if you choose, to let the Chief Instructor know about the train.

Reporting Aggressive Driving

If you see aggressive driving of any type, you are encouraged to report it (with a car number) to one of the Chief Instructors at the first possible opportunity: either by rolling through the pits or at the end of the session. If you have video, please bring it to the chief's attention.



NNJR Track Pack

Watkins Glen II

Monday Sept. 21 & Tuesday Sept. 22, 2020

Event Officials

EVENT CHAIRMAN	Thom Calabro
CHIEF INSTRUCTORS	Mike Carr, Bill Gilbert
TOWER	Grace Calabro
SAFETY	Curtis Barsi
SIGN-IN REGISTRATION	Curtis Barsi, Thom Calabro
TECH INSPECTION	Peter Miller, Bill Merritt
TECH CREW	Susan Merritt, Frank Nicodemus, Bob White
REGISTRAR	Craig Mahon



NNJR Track Pack

Watkins Glen II

Monday Sept. 21 & Tuesday Sept. 22, 2020

All Drivers - All Run Groups

RED			CRIMSON		
No.	Full Name	Inst?	No.	Full Name	Inst?
00	curtis barsi		0	Andrei Cojocar	
7	Wilson Lau	Yes	1	Gary Buffamanti	
08	Hal Jones	Yes	3	Bill Gilbert	Yes
011	Jerry George		07	Brian Ghaw	
017	Aleksey Gerasyuto	Yes	10	Alan Bauman	
18	Adam Davis	Yes	010	Santiago Helman	
41	Dan Parrish		16	Magnus Krantz	
43	Simon Addis		020	Adam Presser	
51	Dennis Friedman		26	Larry Schmidt	Yes
53	Ramy Farid		28	Pete Falcone	
58	Mike Carr	Yes	34	Omer Erkovan	
59	David Martin	Yes	38	Gary Yu	
60	William Merritt		40	Michael Gordon	
64	07James Durcan		45	Rory Quinn	
66	Lester Cheng	Yes	54	Grant Lenahan	
67	Thom Calabro	Yes	74	Jeff McClure	
68	Ken Ernsting	Yes	82	Megan Britton	
72	Janice Ernsting		83	Robin Mukherjee	
77	Michael Merkin		84	Ralph Hallenborg	
96	Jared Randall		90	Jonathan Wong	
102	Shelly Spatz	Yes	95	Jaime Luna	
113	Kevin Kerr		101	Mark Goodman	
114	David Cheng		138	Mark Kuszczak	
116	Richard Lambert		168	roy goldfarb	
117	Peter Hon Chong		198	Douglas Holcomb	Yes
172	Leslie Shrem	Yes	241	Daniel Lewis	Yes
228	Caleb Wong		313	Greg Mills	Yes
244	Joseph Mangan	Yes	314	Dan McAuley	
257	Joseph DeSimone		371	Israel Gelpi	
288	Christopher Carione		376	Tim Ripley	
289	Craig Mahon	Yes	385	Frank Nicodemus	
328	Anthony Castronovo	Yes	411	Patrick McDonough	
331	R D Hollister	Yes	435	Nathan Goodrow	
362	Michael Dix	Yes	492	Jim Moore	
406	Roger Ho		507	Ken Oliva	
443	Dale Koblenzer		587	Robert March	Yes
466	James Ferreira	Yes	606	Jack Ippolito	
467	Doug Hall	Yes	640	Tim Barnes	
561	Richard Barry	Yes	666	Michael Vincent	
587	Robert A March Jr	Yes	694	Bruce Grobman	
636	Joseph Doria		747	Timothy Van Hise	
686	Paul Taeschler	Yes	781	Bob White	
715	Mike Calcaterra	Yes	795	James H. Coleman	
721	Robert Turi		829	Steve Lefler	
722	Anthony Vasaturo Sr.		887	James Zadrina	
811	Ken Casterline	Yes	910	Frank Convertini	
834	Philip Smith		925	Brian Mader	Yes
880	Matt Jordan		928	Frank Bennett	Yes
885	Tibor Jurich		982	Peter Miller	
890	Joseph Suh		999	Bruce Hermsdorf	
912	Charles Price	Yes			
929	Joseph Carione				
981	John Cengiz				
991	Steven Corodemus	Yes			
				<u>Volunteer Instructors</u>	
				Eric Filgueiras	Yes
				Benjamin Haymann	Yes
				Matthew Muller	Yes



NNJR Track Pack

Watkins Glen II

Monday Sept. 21 & Tuesday Sept. 22, 2020

Watkins Glen Garages Sept 2020

1	Tech	30	Tech
2	Tech/Chief/Chair	29	Tech/Chief/Chair
3L		28R	
3R		28L	
4L		27L	
4R		27R	
5L		26L	
5R		26R	
6L	Barnes	25L	Holcomb
6R	barsi	25R	Hollister
7L	Buffamanti	24L	Ippolito
7R	Cengiz	24R	Kerr
8L	Cojocar	23L	Lau
8R	Convertini	23R	Lau
9L	Erkovan	22L	Lewis
9R	Ferreira	22R	Merkin
10L	Gerasyuto	21L	Moore
10R	Gerasyuto	21R	Smith
11L	goldfarb	20L	Spatz
11R	Goodman	20R	Spatz
12L	Gordon	19L	Vincent
12R	Grobman	19R	Vincent
13L	Hernsdorf	18L	
13R		18R	
14L		17L	
14R		17R	

A mask must be worn in the garages at all times, no exceptions.



NNJR Track Pack

Watkins Glen II

Monday Sept. 21 & Tuesday Sept. 22, 2020

Monday Schedule

Morning Tech Inspection:

06:15 – 07:30 am Garages 1 & 30

Morning Meetings:

ALL MUST WEAR MASKS

07:45am – 08:10am RED Group – Outside south end of garage, near bathroom
 CRIMSON Group – Outside garage, near classroom

Meetings are mandatory for all drivers and instructors

On Track:

8:30 AM	to	9:00 AM	Crimson	■
9:00 AM	to	9:30 AM	Red	■
9:30 AM	to	10:00 AM	Crimson	■
10:00 AM	to	10:30 AM	Red	■
10:30 AM	to	11:00 AM	Crimson	■
11:00 AM	to	11:30 AM	Red	■
11:30 AM	to	12:00 Noon	Crimson	■
12:00 Noon	to	1:00 PM	Lunch Break	
1:00 PM	to	1:30 PM	Red	■
1:30 PM	to	2:00 PM	Crimson	■
2:00 PM	to	2:30 PM	Red	■
2:30 PM	to	3:00 PM	Crimson	■
3:00 PM	to	3:30 PM	Red	■
3:30 PM	to	4:00 PM	Crimson	■
4:00 PM	to	4:30 PM	Red	■

Pick up your NNJR 50th Driver Education Anniversary shirt in the garage

Debrief meeting 10 min after group's last run. Location for meeting will be announced at the morning Driver Meeting

See you tomorrow!



NNJR Track Pack

Watkins Glen II

Monday Sept. 21 & Tuesday Sept. 22, 2020

Tuesday Schedule

On Track:

8:30 AM	to	9:00 AM	Crimson	■
9:00 AM	to	9:30 AM	Red	■
9:30 AM	to	10:00 AM	Crimson	■
10:00 AM	to	10:30 AM	Red	■
10:30 AM	to	11:00 AM	Crimson	■
11:00 AM	to	11:30 AM	Red	■
11:30 AM	to	12:00 Noon	Crimson	■
12:00 Noon	to	1:00 PM	Lunch Break	
1:00 PM	to	1:30 PM	Red	■
1:30 PM	to	2:00 PM	Crimson	■
2:00 PM	to	2:30 PM	Red	■
2:30 PM	to	3:00 PM	Crimson	■
3:00 PM	to	3:30 PM	Red	■
3:30 PM	to	4:00 PM	Crimson	■
4:00 PM	to	4:30 PM	Red	■

Thank you for coming! Have a safe drive home!

We'd love to see you at a future event.

Oct 10-11 NJMP Lightning

Oct 30-Nov 1 VIR

For our full schedule please visit our website at <https://nnjr-pca.com/driver-ed/#ep/>