



# NNJR Track Pack

NJMP Thunderbolt

Friday, May 31 and Saturday, June 1

## Welcome to the NNJR Driver Education at NJMP Thunderbolt

YOU ARE RESPONSIBLE FOR KNOWING THE INFORMATION IN THIS PACKAGE.

PLEASE READ, PRINT AND BRING A COPY OF THIS PACKAGE TO THE TRACK (COPIES WILL NOT BE AVAILABLE AT THE TRACK).

Run groups, event schedules, track map, and work assignments are included.

### EVENT SPECIFIC INFORMATION

#### *Arrival at Track*

The track becomes available to us at 7pm on Thursday, May 30 for trailer drop off and tech inspection. Please do not arrive prior to 7pm.

#### *Tech Inspections*

**Note:** Prior to the event, all cars must complete a technical inspection at an authorized shop or dealer. Instructors may self tech. However, Instructors must submit proof of their annual professional tech inspection, which should be done at the beginning of the season.

All drivers are required to complete and sign the pre-tech inspection form and bring it to the track-side tech inspection. The form is available here:

<https://nnjr-pca.com/wp-content/uploads/2019/02/2019-NNJR-Tech-Form.pdf>

We will hold a tech inspection on Thursday night from 7:15pm until 8:00pm. For those coming on Friday morning, we will also hold a tech beginning at 6:45am and concluding no later than 7:45am. We will no longer require additional Tech inspections for the following day unless your car requires additional services as specified by the Tech team. Anyone requiring an additional tech or missing a tech session may arrange that with the tech steward. You may also request an additional tech session.

#### *Driving at Thunderbolt*

The NNJR website has turn by turn information about driving Thunderbolt including a video at <https://nnjr-pca.com/wp-content/uploads/2019/02/Thunderbolt-Turn-by-Turn.pdf>

#### *Trackside Classroom*

Materials ("How to Improve Smoothness") that will be presented and discussed during the classroom sessions at Lightning can be found on the NNJR website:

<https://nnjr-pca.com/wp-content/uploads/2019/05/How-to-Improve-Smoothness.pdf>

#### *Safety*

NJ motorsports regulations require a full-face helmet. New this year, PCA now requires the use of a neck restraint device, commonly referred to as a HANS device, if you are using a multi-harness system. We do have several HANS device available for loan.

#### *Social*

We will be serving beer and snacks after the track goes cold on Friday.



## NNJR Track Pack

NJMP Thunderbolt

Friday, May 31 and Saturday, June 1

### *Garages and Camping*

Garages are available for rent. Overnight camping is permitted but requires the purchase of a permit from NJMP. Electric power hookups may be available. You may purchase camping permits or garage space at the main gate registration building.

### *Food*

NJMP concession stands will be open both days from 7 AM to about 4 PM

### *Tires*

NJMP's Tire & Tech Center powered by TK Autosports is now open. Located in the last Events Garages at Thunderbolt Raceway, the Center will service cars and motorcycles.

### *Fuel*

Both race and street fuel will be available.

## **GENERAL EVENT INFORMATION**

Driver Education will afford you the opportunity to develop your driving skills in the relatively safe environment of a race track. IT IS NOT A RACING SCHOOL, NOR IS IT PRACTICE FOR RACING. All drivers participating are expected to drive well within their capabilities and be courteous and respectful of others. Drivers who appear, to an event official, to be pushing too hard or driving in an unsafe manner, will be black flagged and will lose track time.

Aggressive Driving will not be tolerated. See the NNJR website for what constitutes aggressive driving: <http://nnjr-pca.com/drivers-ed/drivers-manual/>

### *At the Track Tech Inspection*

The procedure is as follows:

- A. Remove all loose objects from vehicle:
  - Passenger compartment: mats, radar detector, cell phone, CDs, cassettes, etc.
  - Glove box must be empty or locked.
  - Luggage compartment: tool kits, air compressor, oil, spare parts, etc. Leave spare tire in place.
  - Door pockets must be empty.
- B. Remove any wheel covers and wheel locks.
- C. Attach car numbers to both sides of car and front and rear.
- D. Affix tech sticker at the top center of the windshield (if you went to the NNJR pre-event tech). Otherwise, put your completed and signed tech form on the dashboard or under your windshield wiper.
- E. Check wheel lug tightness.
- F. Proceed to tech line at event. Times for event tech inspections are noted on the schedule.
- G. Stay with your car.
- H. Your car will be checked for:
  - Loose articles
  - Brake lights
  - Brake fluid level



## NNJR Track Pack

NJMP Thunderbolt

Friday, May 31 and Saturday, June 1

- Tight gas cap
  - Lug nut tightness
  - Car numbers; to ensure that they are properly placed, of sufficient size and contrast, and match those assigned to you as shown in this track pack
  - Tow hooks, either installed in the front bumper, or locked in the glove compartment
  - Secure mounting of auxiliary equipment, such as fire extinguishers, video cameras, data systems, etc.
  - Helmet - Snell 2010 or later (2015 recommended)
  - HANS – or appropriate head and neck restraint system when using a multi-point harness system.
- I. If your car failed the pre-event safety inspection, you will be directed to a separate line where the defect plus the above will be checked.
- J. At the end of the tech line, you will receive your run group sticker.
- K. The tech line will close PUNCTUALLY at the scheduled time. Late arrivals will be tech'd at the tech steward's convenience. Tech is now required once per event unless otherwise indicated.

Instructors may self-tech their cars but MUST provide a completed tech form and check their name off on the instructor check-in log.

### *A note on car numbers*

You must provide numbers and apply them to your car prior to entering the tech line. Numbers do not need to be fancy: one-inch blue painters masking tape works well on light colored cars. Door numbers should be at least six inches high and appear on both the driver and passenger side of the car. Front and rear numbers must be at least 4 inches high. **You must use the number assigned to you as shown in this tack pack.**

### *Attire*

Long pants, preferably a natural fiber such as cotton, are required, as are closed-toed, rubber soled tie shoes. Short sleeves are allowed at NJMP Lightning and Thunderbolt.

### *Bikes, Scooters, and Skateboards*

These "vehicles" are not permitted in pit lane nor in the paddock where cars are entering or leaving the track or where tech inspection is being held. While permitted in other areas of the paddock, you are responsible to ensure that all proper safety gear is worn, in compliance with state law. Please inform anyone attending with you, especially children, to remain clear of prohibited areas and to exercise caution.

### *Paddock Jack Rules*

Do NOT jack or place any jack stands on the asphalt. You must use wood or metal underneath any jack or jack stand.

## EVENT OPERATING PROCEDURES:



# NNJR Track Pack

NJMP Thunderbolt

Friday, May 31 and Saturday, June 1

## *Instructors and Students*

- Each driver will be assigned to a “run group” based on his/her driving experience. Instructors are assigned to each driver in green, yellow and blue for the event.
  - If a driver feels they are in the wrong run group, they are encouraged to discuss it with the Chief Instructor, but only after at least 2 runs in the assigned group. Where appropriate, the Chief Instructor will change the assignment.
- We require that instructors drive all students’ car for the first two laps of the first run in all run groups. This is to allow an experienced driver to evaluate the driving condition of your car, both for safety and to aid in instructing.
- Entrants assume all risk of damage to their car during the event. This includes the times when an instructor is driving your car. Because you are assuming the risk, it is your right to be satisfied with the manner in which the instructor drives your car.
- If you have a personality or communication issue with your instructor, please see one of the Chiefs or the Track Chair and we will make a change. This happens occasionally and does not reflect badly on you or your instructor. Our objective is for everyone to be comfortable and have a good time.
- Although not all entrants are required to work with an instructor, everyone is encouraged to make use of the instructors’ experience and skills.
- Use of video recording equipment on track is at the discretion of the instructor
- All students are required to leave PSM (or similar) ON. If your car has an automatic braking system, it must be turned OFF.
- Students: begin to look for your instructor as soon as you are in the staging area or make prior arrangements to meet your instructor in the paddock. However, note that your instructor may be on the track driving or instructing in the group immediately prior to yours. Do not proceed to pit out until signaled to do so.
  - It is strongly recommended that you agree with your instructor where to meet when you first meet each other, well prior to going on track.

## *Staging*

All entrants should listen for their run group to be called on the PA system. Entrants should also note the times listed on the daily schedule: run times are normally very close to those posted unless an incident or inclement weather has intervened. When your run group is called, or 5-10 minutes before your session (not sooner) drive your car slowly to the staging area. It is very important that all drivers line up promptly. Staging officials will check that both you and your car have proper credentials to enter the track, that helmets are on and buckled properly, that doors and hoods are latched closed, and that windows are down. Note that the driver’s window must always be down (fully open) and the same for the passenger window if someone is in the seat. Some tracks require the passenger window to be open even if when there is no passenger.

## *Pit Out – Entering the Track*

Track entry is only upon instruction by the pit out steward. To enter the track properly, proceed briskly and be sure to look in your mirrors and down the track for oncoming traffic. **STAY INSIDE THE BLEND LINE AND TO THE SIDE OF THE TRACK THAT YOU ENTERED UNTIL THE TRACK IS CLEAR!** Blend line violators will be black flagged.

## *Pit In – Exiting the Track:*

At the conclusion of a session (run group), the checkered flag will be displayed. After receiving the checkered flag, proceed to pit-in, cooling your brakes and engine, slow down and enter pit lane at or below the pit lane speed limit.



# NNJR Track Pack

NJMP Thunderbolt

Friday, May 31 and Saturday, June 1

## *Flags*

It is your responsibility to identify the location of the flag stations. Flag stations are your primary source of information about track conditions immediately in front of your car while you are running. Become familiar with their locations and with the meaning of each flag. See the attached description of flags and their uses.

## *Passengers*

If there are two persons in a car, one of those persons **MUST** be an NNJR approved instructor, and the other person **MUST** be a properly registered entrant. **NO EXCEPTIONS**. Failure to abide by this ruling is grounds for dismissal from the event. Insurance regulations require this - please cooperate.

For instructional purposes, a driver may ride with an instructor but only in the run group immediately "above" that driver's run group. For example, a Yellow run group driver may only ride with an instructor in the Blue / White run group with the instructor driving at Blue / White pace.

## *Paddock and Pit Speed Limits*

The paddock speed limit is 5 MPH. Paddock traffic is one-way only; direction is track specific. Take particular care of pedestrians when traversing the paddock. Pit lane speed limit is 30 MPH. Please monitor your speed when entering and exiting the pits.

## *Passing*

Passing is permitted on designated portions of the track only as described in the Driver's meeting. In many cases, passing is only allowed on one side. Passing is not permitted in the corners. The driver of the car being overtaken **MUST SIGNAL** with his/her hand by pointing over the roof (right side) or straight out the driver's window (left side) to the side on which the faster car is to pass. **DO NOT TAILGATE**. The obligation for a safe passing maneuver falls primarily on the passing car, but the car being passed should never do anything unexpected to interfere. The car being passed should stay on line. Be aware of what is going on behind you as well as in front. **USE YOUR MIRRORS**.

- One CLEAR signal per car, with a brief lift.
- If a car is behind you for more than 1 or 2 corners, give them a pass signal. Be courteous and lift briefly to allow the pass to happen quickly. Do not race the overtaking car to the next corner.

We use expanded passing in the red run group and, frequently but not always in the black run group. This allows passing anywhere on the track, upon receiving a valid pass signal. We do not, however, encourage passing in corners. More details on Expanded Passing are on the NNJR website: <http://nnjr-pca.com/drivers-ed/drivers-manual/>. With Expanded Passing, PCA rules require that the Red run group be limited to 5 non-instructor Black run group drivers as passengers; as a result, an Instructor wishing to take a Black run group driver as a passenger must see the Chief Instructor in advance to see if it can be allowed.

## *NNJR Spin Rule*



## NNJR Track Pack

NJMP Thunderbolt

Friday, May 31 and Saturday, June 1

A spin is defined as either rotation of the vehicle more than 90 degrees from its intended direction, 2 or more wheels off of the track surface, or contact with anything. If you spin, you are to immediately proceed to the pits and see the Chief Instructor to discuss the occurrence. After a spin, you are on probation for the remainder of the event, and if you incur a second spin your driving privileges may be suspended or revoked for the balance of the event at the discretion of the Chief Instructors. Additionally, incidents involving contact will be reviewed by the Chief Instructors and may result in probation or exclusion from future events.

### *Driving Recommendations in Case of Trouble*

If you make a mistake and lose control of your car, the best general rule is to engage maximum brake effort until you are completely stopped. If you see you are going to run off the track and if you still have control, drive off straight. DO NOT attempt to hold your car on the track or to bring it back onto the track. Your chances of escaping unscathed by driving off under control are MUCH better. Most contact incidents are caused by the driver attempting to keep the car on track when they should have driven it off.

If you go off track and the car is still running, come to a controlled stop and DO NOT re-enter the track until you are signaled to do so by a flagger. If you are stopped where you do not have clear view of a flagger, but have clear vision of the track and oncoming traffic, you may proceed with caution, re-entering off-line if possible. Otherwise remain where you are until the track is black flagged and track personnel indicate it is safe to move.

If there is an incident of any sort, please respect the driver(s) involved and DO NOT take pictures; especially, DO NOT post pictures or video online or on social media.

### *Disabled Vehicles*

If your car becomes disabled or you have an incident on the track, REMAIN IN YOUR CAR WITH SEATBELTS FASTENED UNLESS THERE IS FIRE OR YOU ARE INSTRUCTED OTHERWISE BY THE CORNER WORKER. You are generally much safer in your car than if you get out. If you are O.K. and do not need medical assistance, signal likewise to the corner worker e.g., a thumbs-up or similar. This will avoid dispatching the ambulance unnecessarily and potentially delaying the event. If you need a tow vehicle, you can make a tow sign ("T") to indicate this. Do not remove your helmet.

### *Track Damage*

Any car causing any damage to track facilities or equipment will be required to pay a predetermined amount of money immediately, or the amount of damage, whichever is greater.

### *Track Clean-Up*

No car parts, tires, batteries, etc. may be left behind in the paddock. The track will charge a disposal fee which will be billed to the responsible participant. Fluid wastes must be placed in approved disposal containers located in various locations in the paddock and never on the ground.

**SAFETY IS OUR PRIMARY CONCERN THROUGHOUT THE EVENT** - Anyone deemed to be conducting themselves or their vehicle in an unsafe manner, either on or off the track, is subject to suspension for the balance of the event.



## **NNJR Track Pack**

NJMP Thunderbolt

Friday, May 31 and Saturday, June 1

NO ALCOHOLIC BEVERAGES OF ANY TYPE may be consumed by any person until the driving schedule has been completed and the track is shut down. The use of any ILLEGAL OR REFLEX AFFECTING DRUGS IS STRICTLY PROHIBITED.

***Thank you for joining us at Thunderbolt. We look forward to seeing you at the track!***

**Janice Ernsting**

NNJR PCA Track Chair

### **Lightning DE Event Officials**

EVENT CHAIRMAN	Tom Iervolino
CHIEF INSTRUCTORS	Drew Karpinski & Alan Soberman
TOWER	Shannon Muller
SAFETY	Curt Barsi
STAGING	NJMP
TECH INSPECTION	Bill Merritt and Rich Barry
WRISTBANDS	Curt Barsi
PHOTOGRAPHY	TBD
REGISTRATION	Craig Mahon



**NNJR Track Pack**  
 NJMP Thunderbolt  
 Friday, May 31 and Saturday, June 1

**Work Assignments**

**Work Assignments**

Group	Name	Car No.	Class
<b>Wristbands Steward</b>	Curt Barsi	0	Red
<b>Tech Steward</b>	Bill Merritt	60	Black
<b>Tech Steward</b>	Rich Barry	561	Red
	Bob White	781	Black
	Nick Cristello	719	Yellow
	Marcia Razuk	011	White
	Victor Razuk	818	White
<b>Tower Steward</b>	Shannon Muller	128	Yellow
	Jeff Krol	728	Black
	Jim Vinci	901	Yellow











# NNJR Track Pack

NJMP Thunderbolt

Friday, May 31 and Saturday, June 1




<p><b>GREEN FLAG:</b></p> 	<p>Track is open and the course is clear. If no flag is displayed at a station, this is a green condition.</p>
<p><b>YELLOW FLAG:</b></p> 	<p><b>Stationary</b> - There is a potential hazard near or on the track ahead of you. You must exercise caution until you pass a clear flag station. Slow down. Passing is not allowed while the yellow flag is displayed. This flag will also be displayed for the first lap of each run.</p> <p><b>Waving</b> - There is a hazard immediately in front of you. It will require you to alter your course or take evasive action. Immediately slow down and be prepared to take appropriate action as necessary. Be aware of the cars around you as you do this</p>
<p><b>YELLOW/RED STRIPED FLAG:</b></p> 	<p>This striped flag indicates a surface condition - take care. It indicates that a slippery condition exists or that debris is present on the course. This flag is displayed standing.</p>
<p><b>BLACK FLAG:</b></p> 	<p><b>If directed at your car:</b> There is something wrong with your car or your driving. Immediately pull into the pits and see an Event Official.</p> <p><b>If stationary at more than one station:</b> all cars are to pull into the pits at their first opportunity. No passing.</p>
<p><b>MECHANICAL BLACK:</b></p> 	<p>At some tracks, you will see this flag used in place of a black flag when something is mechanically wrong with your car. Pull into the pit lane and see the chief, who will relay the flaggers observations.</p>
<p><b>BLUE FLAG:</b></p> 	<p>When pointed at you, this flag indicates that there are faster cars behind you that should be allowed to pass. Check your mirrors and give passing signal(s) at the next authorized passing area.</p>



## NNJR Track Pack

NJMP Thunderbolt

Friday, May 31 and Saturday, June 1

<p><b>WHITE FLAG:</b></p> 	<p>This means that an ambulance, service vehicle, or slow moving (e.g. with mechanical trouble) car is on the circuit. Be alert.</p>
<p><b>RED FLAG:</b></p> 	<p>Something affecting the safety of the event has occurred. Stop quickly and safely by moving to the edge of the track surface (off line) immediately. Be mindful of the cars around you. Do not drive around to see the cause of the flag signal. Remain stopped with your car until directed by a flagger to proceed.</p>
<p><b>CHECKERED FLAG:</b></p> 	<p>The run group is over. Proceed around the track more slowly, cool engine and brakes, return to pits and paddock.</p>



# NNJR Track Pack

## NJMP Thunderbolt

Friday, May 31 and Saturday, June 1

### Thunderbolt 2019 Run Group List

RED			BLACK			WHITE			BLUE		Yellow		Green		
No.	Name	Instr? No.	No.	Name	Instr? No.	No.	Name	No.	Name	No.	Name	No.	Name	No.	Name
7	Wilson Lau	Yes 00	00	Curtis Barsi	Yes 011	011	Marcio Razuk	34	Omer Erkovan	11	Joseph Topolski	20	Mirza Mehmedovic		
015	David Guida	Yes 01	01	Dejan Jojic	012	012	Jeff Pan	070	Paul Bauer	016	Stuart Levy	028	Yaniv Sneor		
52	Dyke Hensen	Yes 02	02	Veli Ogun	32	32	John Parsons	78	Tom Lawrowski	018	Carl Stern	035	Frank Fiore		
056	Yury Marasnov	Yes 05	05	Gary Tickle	41	41	William Georges	222	Philip Benigno	28	Chaz Ramos	038	Tom Kopczynski		
59	David Martin	Yes 21	21	Tom Trudel	Yes 051	051	Michael Texidor	260	Warren Mondschein	31	Dana Beaton	81	Angelo Bastianpillai		
062	Christopher Mills	22	22	Obi Akunwafor	66	66	Joshua Becker	376	Tim Ripley	32	Sean Parsons	82	Jeff Walker		
63	Matthew Partsinevelos	Yes 26	26	Phillip Shin	70	70	Sue Smith	901	Jim Vinci	42	Ryan Trudel	87	Scott Silverman		
073	Thomas Crane	027	027	Jan Nieman	Yes 120	120	Marc Salvatore	909	Duncan Findlay	046	Barrington Sharpe	148	Eric Jenkins		
075	Allen Morrison	Yes 036	036	Glen Ochten	122	122	Dennis Dauria	50	Brandon Vollmuth	201	Paul Shah				
88	Joe Aievoli	51	51	Dennis Friedman	228	228	Caleb Wong	057	Steve Sanders	229	Paul Ehrenzeller				
090	Stephan Tisseront	Yes 54	54	Grant Lenahan	288	288	Christopher Carione	59	Bryn Martin	393	John, Jr. Kissel				
102	Shelly Spatz	Yes 060	060	William Merritt	322	322	Kim Aievoli	77	Andrew Hall	412	Daniel Eorio				
111	Keith Peare	Yes 77	77	Arthur Hall	343	343	Bill Wawerczak	117	Caroline Razuk	680	Jonathan Somjen				
128	Matthew Muller	Yes 119	119	Grant Reid	377	377	Neil Erbesh	128	Shannon Muller	713	Valentin Dimitrov				
148	Lester Cheng	Yes 144	144	Peter Traphagen	431	431	Cynthia Cristello	399	Eric Kaufmann	763	Jessica Phelan				
172	Leslie Shrem	Yes 299	299	Brandon Carione	622	622	Claudio Dicoskiy	435	Nathan Goodrow	772	Max Shrem				
217	Gregory K. Papazian	Yes 331	331	Dean Hollister	Yes 640	640	Tim Barnes	606	Jack Ippolito	831	John Korossy				
241	Daniel Lewis	Yes 362	362	Michael Dix	Yes 680	680	Gregory Somjen	719	Nick Cristello	909	Britt Findlay				
245	Drew Karpinski	Yes 388	388	Sabrina Lui	711	711	Haresh Patel	760	Craig Knutson	918	Lisa Iervolino				
252	Alan R. Soberman	Yes 417	417	Kirk Olsen	747	747	Timothy Van Hise								
313	Greg Mills	Yes 421	421	Thomas Smith	761	761	Marshall Knutson								
344	Iskender Catto	Yes 516	516	A. Laud	763	763	Sheryl McAfee								
354	Lou Hudyman	Yes 671	671	Steve Lefler	779	779	Sanjay Uttam								
390	Mike Fenn	Yes 694	694	Bruce Grobman	818	818	Victor Razuk								
425	Stephen Fisher	717	717	Yarek Ostaniewicz	951	951	Amrish Goyal								
480	Ralph Kaye	Yes 722	722	Anthony Vasaturo	987	987	Peter Miller								
480	Edward Pepe	Yes 727	727	Al Ghosh	999	999	Bruce Hemsdorf								
547	Ed Stripko	Yes 728	728	Jeff Krol	Yes										
561	Richard Barry	Yes 757	757	Bob Weeman											
587	Robert A March Jr	Yes 764	764	Robert Phelan											
686	Paul Taeschler	Yes 774	774	rich thrush											
715	Mike Calcaterra	Yes 781	781	Bob White											
718	Ray Glass	Yes 808	808	Matt Jordan											
767	Michael Aquino	Yes 885	885	Tibor Jurich											
811	Ken Casterline	Yes 968	968	Mark Buchanan											
881	Michael Di Modugno	986	986	Ceyan Birney											
918	Thomas Iervolino	Yes													
928	Frank Bennett	Yes													
929	Joseph Carione														
981	John Cengiz														
991	Steven Corodemus	Yes													

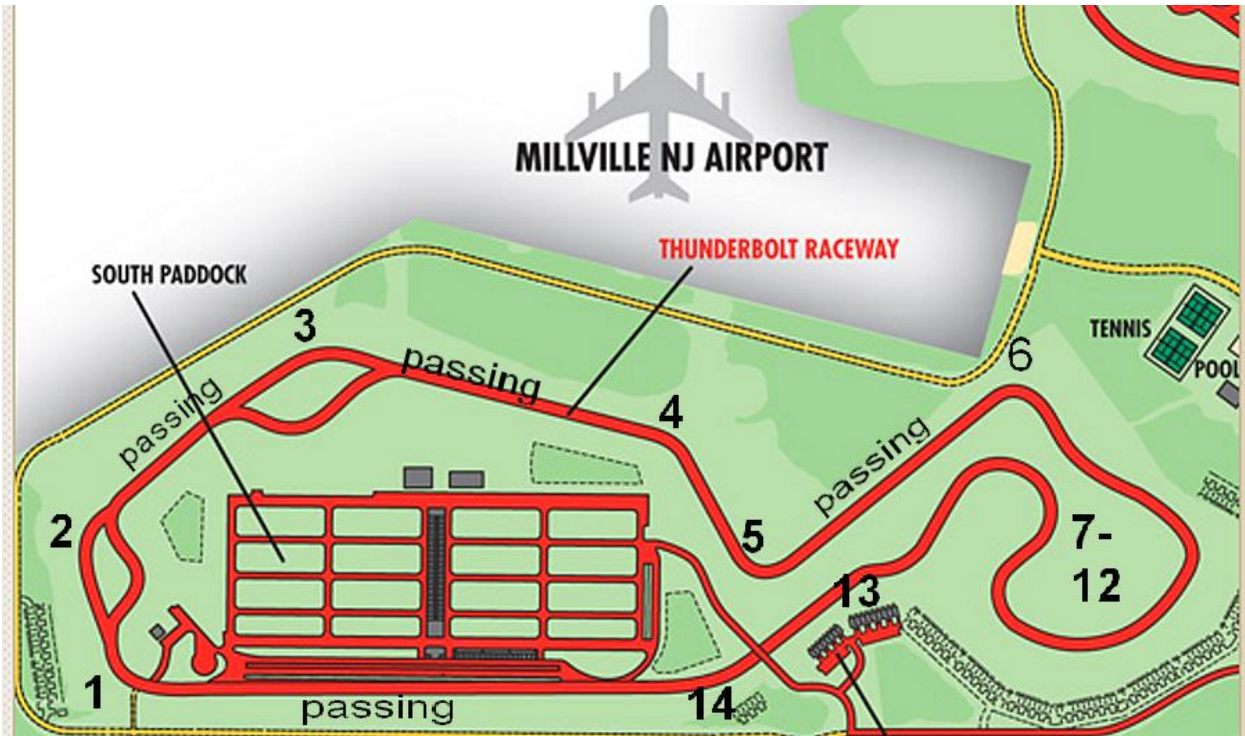
Volunteer Instructors			
	Bill Gilbert	Yes	
017	Ashley Novack	Yes	
58	Mike Carr	Yes	
99	Robert Vogt	Yes	



# NNJR Track Pack

NJMP Thunderbolt  
Friday, May 31 and Saturday, June 1

## NJMP Thunderbolt Track Map





**NNJR Track Pack**  
 NJMP Thunderbolt  
 Friday, May 31– Saturday, June 1

**FRIDAY Event Schedule**

**Tech Inspection:**

06:45am – 07:45am Paddock

**Morning Meetings:**

08:00am – 08:20am Drivers’ Meeting by the Timing Tower  
 08:00am – 08:20am Instructors’ Meeting in the Classroom  
 08:20am – 09:00am Green and Yellow Drivers’ Meeting in the Classroom  
 Meetings are mandatory for all drivers and instructors

**Classroom Sessions:**

11:30am – 12:00pm Blue & White Drivers in the Classroom  
 3:10pm – 3:40pm Black Drivers in the Classroom

**On Track:**

09:00am		Red	2:00pm		Red
09:24am		Black	2:24pm		Black
09:48am		Green	2:48pm		Green
10:12am		Yellow	3:12pm		Yellow
10:36am	 	Blue/White	3:36pm	 	Blue/White
11:00am		Red	4:00pm		Red
11:24am		Black	4:24pm		Black
11:48pm		Green	4:48pm		Green
<b>12:12pm</b>	<b>LUNCH</b>		5:12pm		Yellow
1:12pm		Yellow	5:36pm	 	Blue/White
1:36pm	 	Blue/White			

**Beer and Snacks:**

6:00pm Classroom

**See you tomorrow!**



**NNJR Track Pack**  
 NJMP Thunderbolt  
 Friday, May 31– Saturday, June 1

**SATURDAY Event Schedule**

**Morning Meetings:**

- 08:00am – 08:20am Drivers’ Meeting by the Timing Tower
- 08:00am – 08:20am Instructors’ Meeting in the Classroom
- 08:20am – 08:50am Green and Yellow Classroom

Meetings are mandatory for all drivers and instructors

**On Track:**

09:00am		Red	2:24pm		Black
09:24am		Black	2:48pm		Green
09:48am		Green	3:12pm		Yellow
10:12am		Yellow	3:36pm		Blue/White
10:36am		Blue/White			
			4:00pm		Red
11:00am		Red	4:24pm		Black
11:24am		Black	4:48pm		Green
11:48pm		Green	5:12pm		Yellow
<b>12:12pm</b>	<b>LUNCH</b>		5:36pm		Blue/White
1:12pm		Yellow			
1:36pm		Blue/White			
2:00pm		Red			

**Run groups may be combined in the afternoon. Please listen for announcements.  
 Thanks for coming and have a safe trip home!**

**Upcoming Events:**

- July 5-7 Mt Tremblant
- July 26-28 Watkins Glen
- Oct 12-13 Lightning
- Sept 16-17 Watkins Glen Advanced
- Nov 1-3 VIR