



NNJR Track Pack

NJMP Lightning *Sponsored by Paul Miller Porsche*
Saturday, April 27 and Sunday, April 28

Welcome to the NNJR Driver Education at NJMP Lightning

YOU ARE RESPONSIBLE FOR KNOWING THE INFORMATION IN THIS PACKAGE.

PLEASE READ, PRINT AND BRING A COPY OF THIS PACKAGE TO THE TRACK (COPIES WILL NOT BE AVAILABLE AT THE TRACK).

Run groups, event schedules, track map, and work assignments are included.

EVENT SPECIFIC INFORMATION

Arrival at Track

The track becomes available to us at 7pm on Friday, April 26 for trailer drop off and tech inspection. Please do not arrive prior to 7pm. Please proceed to registration to get your wristband before lining up for Tech.

Tech Inspections

Note: Prior to the event, all cars must complete a technical inspection at an authorized shop or dealer. Instructors may self tech. However, Instructors must submit proof of their annual professional tech inspection, which should be done at the beginning of the season.

All drivers are required to complete and sign the pre-tech inspection form and bring it to the track-side tech inspection. The form is available here:

<https://nnjr-pca.com/wp-content/uploads/2019/02/2019-NNJR-Tech-Form.pdf>

We will hold a tech inspection on Friday night from 7:15pm until 7:45pm. For those coming on Saturday morning, we will also hold a tech beginning at 7:15am and concluding no later than 8:00am. We will no longer require additional Tech inspections for the following day unless your car requires additional services as specified by the Tech team. Anyone requiring an additional tech or missing a tech session may arrange that with the tech steward.

Driving at Lightning

At <https://nnjr-pca.com/turn-by-turn/> the NNJR website has turn by turn information about driving Lightning including a video.

Trackside Classroom

Materials ("Recognizing on Track Mistakes") that will be presented and discussed during the classroom sessions at Lightning can be found on the NNJR website:

<https://nnjr-pca.com/drivers-ed/drivers-manual/>

Safety

NJ motorsports regulations require a full-face helmet. New this year, PCA now requires the use of a neck restraint device, commonly referred to as a HANS device, if you are using a multi-harness system. We do have several HANS device available on loan.

Social

Paul Miller Porsche has generously agreed to sponsor this event and will be providing lunch on Saturday along with complimentary beer and snacks after the track shuts down on Saturday.



NNJR Track Pack

NJMP Lightning *Sponsored by Paul Miller Porsche*
Saturday, April 27 and Sunday, April 28

Garages and Camping

There are no garages at Lightning. Camping is allowed but permits must be purchased from NJMP (go to the building next to the entry gate).

Food

The concession room in the Lightning tower building will be open for breakfast and lunch each day.

Tires

NJMP's Tire & Tech Center powered by TK Autosports is now open. Located in the last Events Garages at Thunderbolt Raceway, the Center will service cars and motorcycles.

Fuel

Both race and street fuel will be available.

GENERAL EVENT INFORMATION

Driver Education will afford you the opportunity to develop your driving skills in the relatively safe environment of a race track. IT IS NOT A RACING SCHOOL, NOR IS IT PRACTICE FOR RACING. All drivers participating are expected to drive well within their capabilities and be courteous and respectful of others. Drivers who appear, to an event official, to be pushing too hard or driving in an unsafe manner, will be black flagged and will lose track time.

Aggressive Driving will not be tolerated. See the NNJR website for what constitutes aggressive driving: <http://nnjr-pca.com/drivers-ed/drivers-manual/>

At the Track Tech Inspection

Required for each day on track. The procedure is as follows:

- A. Remove all loose objects from vehicle:
 - Passenger compartment: mats, radar detector, cell phone, CDs, cassettes, etc.
 - Glove box must be empty or locked.
 - Luggage compartment: tool kits, air compressor, oil, spare parts, etc. Leave spare tire in place.
 - Door pockets must be empty.
- B. Remove any wheel covers and wheel locks.
- C. Attach car numbers to both sides of car and front and rear.
- D. Affix tech sticker at the top center of the windshield (if you went to the NNJR pre-event tech). Otherwise, put your completed and signed tech form on the dashboard or under your windshield wiper.
- E. Check wheel lug tightness.
- F. Proceed to tech line at event. Times for event tech inspections are noted on the schedule.
- G. Stay with your car.
- H. Your car will be checked for:
 - Loose articles
 - Brake lights



NNJR Track Pack

NJMP Lightning *Sponsored by Paul Miller Porsche*
Saturday, April 27 and Sunday, April 28

- Brake fluid level
 - Tight gas cap
 - Lug nut tightness
 - Car numbers; to ensure that they are properly placed, of sufficient size and contrast, and match those assigned to you as shown in this track pack
 - Tow hooks, either installed in the front bumper, or locked in the glove compartment
 - Secure mounting of auxiliary equipment, such as fire extinguishers, video cameras, data systems, etc.
 - Helmet - Snell 2010 or later (2015 recommended)
 - HANS – or appropriate head and neck restraint system when using a multi-point harness system.
- I. If your car failed the pre-event safety inspection, you will be directed to a separate line where the defect plus the above will be checked.
- J. At the end of the tech line, you will receive your run group sticker.
- K. The tech line will close PUNCTUALLY at the scheduled time. Late arrivals will be tech'd at the tech steward's convenience. Tech is now required once per event unless otherwise indicated.

Instructors may self-tech their cars but MUST provide a completed tech form and check their name off on the instructor check-in log.

A note on car numbers

You must provide numbers and apply them to your car prior to entering the tech line. Numbers do not need to be fancy: one-inch blue painters masking tape works well on light colored cars. Door numbers should be at least six inches high and appear on both the driver and passenger side of the car. Front and rear numbers must be at least 4 inches high. **You must use the number assigned to you as shown in this tack pack.**

Attire

Long pants, preferably a natural fiber such as cotton, are required, as are closed-toed, rubber soled tie shoes. Short sleeves are allowed at NJMP Lightning and Thunderbolt.

Bikes, Scooters, and Skateboards

These "vehicles" are not permitted in pit lane nor in the paddock where cars are entering or leaving the track or where tech inspection is being held. While permitted in other areas of the paddock, you are responsible to ensure that all proper safety gear is worn, in compliance with state law. Please inform anyone attending with you, especially children, to remain clear of prohibited areas and to exercise caution.

Paddock Jack Rules

Do NOT jack or place any jack stands on the asphalt. You must use wood or metal underneath any jack or jack stand.



NNJR Track Pack

NJMP Lightning *Sponsored by Paul Miller Porsche*
Saturday, April 27 and Sunday, April 28

EVENT OPERATING PROCEDURES:

Instructors and Students

- Each driver will be assigned to a “run group” based on his/her driving experience. Instructors are assigned to each driver in green, yellow and blue for the event.
 - If a driver feels they are in the wrong run group, they are encouraged to discuss it with the Chief Instructor, but only after at least 2 runs in the assigned group. Where appropriate, the Chief Instructor will change the assignment.
- We require that instructors drive all students’ car for the first two laps of the first run in all run groups. This is to allow an experienced driver to evaluate the driving condition of your car, both for safety and to aid in instructing.
- Entrants assume all risk of damage to their car during the event. This includes the times when an instructor is driving your car. Because you are assuming the risk, it is your right to be satisfied with the manner in which the instructor drives your car.
- If you have a personality or communication issue with your instructor, please see one of the Chiefs or the Track Chair and we will make a change. This happens occasionally and does not reflect badly on you or your instructor. Our objective is for everyone to be comfortable and have a good time.
- Although not all entrants are required to work with an instructor, everyone is encouraged to make use of the instructors’ experience and skills.
- Use of video recording equipment on track is at the discretion of the instructor
- All students are required to leave PSM (or similar) ON. If your car has an automatic braking system, it must be turned OFF.
- Students: begin to look for your instructor as soon as you are in the staging area or make prior arrangements to meet your instructor in the paddock. However, note that your instructor may be on the track driving or instructing in the group immediately prior to yours. Do not proceed to pit out until signaled to do so.
 - It is strongly recommended that you agree with your instructor where to meet when you first meet each other, well prior to going on track.

Staging

All entrants should listen for their run group to be called on the PA system. Entrants should also note the times listed on the daily schedule: run times are normally very close to those posted unless an incident or inclement weather has intervened. When your run group is called, or 5-10 minutes before your session (not sooner) drive your car slowly to the staging area. It is very important that all drivers line up promptly. Staging officials will check that both you and your car have proper credentials to enter the track, that helmets are on and buckled properly, that doors and hoods are latched closed, and that windows are down. Note that the driver’s window must always be down (fully open) and the same for the passenger window if someone is in the seat. Some tracks require the passenger window to be open even if when there is no passenger.

Pit Out – Entering the Track

Track entry is only upon instruction by the pit out steward. To enter the track properly, proceed briskly and be sure to look in your mirrors and down the track for oncoming traffic. **STAY INSIDE THE BLEND LINE AND TO THE SIDE OF THE TRACK THAT YOU ENTERED UNTIL THE TRACK IS CLEAR!** Blend line violators will be black flagged.

Pit In – Exiting the Track:

At the conclusion of a session (run group), the checkered flag will be displayed. After receiving the checkered flag, proceed to pit-in, cooling your brakes and engine, slow down and enter pit



NNJR Track Pack

NJMP Lightning *Sponsored by Paul Miller Porsche*
Saturday, April 27 and Sunday, April 28

lane at or below the pit lane speed limit.

Flags

It is your responsibility to identify the location of the flag stations. Flag stations are your primary source of information about track conditions immediately in front of your car while you are running. Become familiar with their locations and with the meaning of each flag. See the attached description of flags and their uses.

Passengers

If there are two persons in a car, one of those persons **MUST** be an NNJR approved instructor, and the other person **MUST** be a properly registered entrant. **NO EXCEPTIONS**. Failure to abide by this ruling is grounds for dismissal from the event. Insurance regulations require this - please cooperate.

For instructional purposes, a driver may ride with an instructor but only in the run group immediately "above" that driver's run group. For example, a Yellow run group driver may only ride with an instructor in the Blue / White run group with the instructor driving at Blue / White pace.

Paddock and Pit Speed Limits

The paddock speed limit is 5 MPH. Paddock traffic is one-way only; direction is track specific. Take particular care of pedestrians when traversing the paddock. Pit lane speed limit is 30 MPH. Please monitor your speed when entering and exiting the pits.

Passing

Passing is permitted on designated portions of the track only as described in the Driver's meeting. In many cases, passing is only allowed on one side. Passing is not permitted in the corners. The driver of the car being overtaken **MUST SIGNAL** with his/her hand by pointing over the roof (right side) or straight out the driver's window (left side) to the side on which the faster car is to pass. **DO NOT TAILGATE**. The obligation for a safe passing maneuver falls primarily on the passing car, but the car being passed should never do anything unexpected to interfere. The car being passed should stay on line. Be aware of what is going on behind you as well as in front. **USE YOUR MIRRORS**.

- One CLEAR signal per car, with a brief lift.
- If a car is behind you for more than 1 or 2 corners, give them a pass signal. Be courteous and lift briefly to allow the pass to happen quickly. Do not race the overtaking car to the next corner.

We use expanded passing in the red run group and, frequently but not always in the black run group. This allows passing anywhere on the track, upon receiving a valid pass signal. We do not, however, encourage passing in corners. More details on Expanded Passing are on the NNJR website: <http://nnjr-pca.com/drivers-ed/drivers-manual/>. With Expanded Passing, PCA rules require that the Red run group be limited to 5 non-instructor Black run group drivers as passengers; as a result, an Instructor wishing to take a Black run group driver as a passenger must see the Chief Instructor in advance to see if it can be allowed.



NNJR Track Pack

NJMP Lightning *Sponsored by Paul Miller Porsche*
Saturday, April 27 and Sunday, April 28

NNJR Spin Rule

A spin is defined as either rotation of the vehicle more than 90 degrees from its intended direction, 2 or more wheels off of the track surface, or contact with anything. If you spin, you are to immediately proceed to the pits and see the Chief Instructor to discuss the occurrence. After a spin, you are on probation for the remainder of the event, and if you incur a second spin your driving privileges may be suspended or revoked for the balance of the event at the discretion of the Chief Instructors. Additionally, incidents involving contact will be reviewed by the Chief Instructors and may result in probation or exclusion from future events.

Driving Recommendations in Case of Trouble

If you make a mistake and lose control of your car, the best general rule is to engage maximum brake effort until you are completely stopped. If you see you are going to run off the track and if you still have control, drive off straight. DO NOT attempt to hold your car on the track or to bring it back onto the track. Your chances of escaping unscathed by driving off under control are MUCH better. Most contact incidents are caused by the driver attempting to keep the car on track when they should have driven it off.

If you go off track and the car is still running, come to a controlled stop and DO NOT re-enter the track until you are signaled to do so by a flagger. If you are stopped where you do not have clear view of a flagger, but have clear vision of the track and oncoming traffic, you may proceed with caution, re-entering off-line if possible. Otherwise remain where you are until the track is black flagged and track personnel indicate it is safe to move.

If there is an incident of any sort, please respect the driver(s) involved and DO NOT take pictures; especially, DO NOT post pictures or video online or on social media.

Disabled Vehicles

If your car becomes disabled or you have an incident on the track, REMAIN IN YOUR CAR WITH SEATBELTS FASTENED UNLESS THERE IS FIRE OR YOU ARE INSTRUCTED OTHERWISE BY THE CORNER WORKER. You are generally much safer in your car than if you get out. If you are O.K. and do not need medical assistance, signal likewise to the corner worker e.g., a thumbs-up or similar. This will avoid dispatching the ambulance unnecessarily and potentially delaying the event. If you need a tow vehicle, you can make a tow sign ("T") to indicate this. Do not remove your helmet.

Track Damage

Any car causing any damage to track facilities or equipment will be required to pay a predetermined amount of money immediately, or the amount of damage, whichever is greater.

Track Clean-Up

No car parts, tires, batteries, etc. may be left behind in the paddock. The track will charge a disposal fee which will be billed to the responsible participant. Fluid wastes must be placed in approved disposal containers located in various locations in the paddock and never on the ground.

SAFETY IS OUR PRIMARY CONCERN THROUGHOUT THE EVENT - Anyone deemed to be conducting themselves or their vehicle in an unsafe manner, either on or off the track, is subject to suspension for the balance of the event.



NNJR Track Pack

NJMP Lightning *Sponsored by Paul Miller Porsche*
Saturday, April 27 and Sunday, April 28

NO ALCOHOLIC BEVERAGES OF ANY TYPE may be consumed by any person until the driving schedule has been completed and the track is shut down. The use of any ILLEGAL OR REFLEX AFFECTING DRUGS IS STRICTLY PROHIBITED.

Thank you for joining us at Lightning. We look forward to seeing you at the track!

Janice Ernsting
NNJR PCA Track Chair

Lightning DE Event Officials

EVENT CHAIRMAN	Janice Ernsting
CHIEF INSTRUCTORS	Al Tafro and John Giove
TOWER	Oley Slupchynskyj
SAFETY	Curt Barsi
STAGING	NJMP
TECH INSPECTION	Bill Merritt and Rich Barry
WRISTBANDS	Steve Chomsky
PHOTOGRAPHY	TBD
REGISTRATION	Craig Mahon



NNJR Track Pack

NJMP Lightning *Sponsored by Paul Miller Porsche*
 Saturday, April 27 and Sunday, April 28

Work Assignments






Group	Name	Car No.	Class
Wristbands Steward	Steve Chomsky	265	Black
	Evan Chomsky	494	Red
Tech Steward	Bill Merritt	60	Black
Tech Steward	Rich Barry	561	Red
	Jim Elliott	131	Green
	Bruce Hensdorf	999	White
	Tom Bravante	69	Black
	Bob White	781	Black
	Glen Ochten	36	Black
	Dana Beaton	31	Yellow
	Tim Ripley	376	Blue
Tower Steward	Oleh Slupchynskij	777	White
	Shannon Muller	128	Yellow
	Jim Vinci	901	Yellow
	Bruce Grobman	694	White

Car Control-Intro DE	Time	Name	Car #	Class
		Bill Gilbert	3	Vol.
		Grant Lenahan	54	Black
		Doug Holcomb	198	Black
	Sat. 11am - 12pm	Brian Kinkead		Green
	Sat. 11am - 12pm	Brandon Vollmuth		Green
	Sat. 11am - 12pm	Brandon Carione		White
	Sat. 11am - 12pm	Anthony Ramano		Green
	Sat. 1:30pm - 2:30pm	Micheal Vincent		Black
	Sat. 1:30pm - 2:30pm	Jim Moore		Black
	Sat. 1:30pm - 2:30pm	Dan McAuley		Black
	Sat. 1:30pm - 2:30pm	Obi Akunwafor		Black



NNJR Track Pack





NJMP Lightning *Sponsored by Paul Miller Porsche*
 Saturday, April 27 and Sunday, April 28

<p>GREEN FLAG:</p> 	<p>Track is open and the course is clear. If no flag is displayed at a station, this is a green condition.</p>
<p>YELLOW FLAG:</p> 	<p>Stationary - There is a potential hazard near or on the track ahead of you. You must exercise caution until you pass a clear flag station. Slow down. Passing is not allowed while the yellow flag is displayed. This flag will also be displayed for the first lap of each run.</p> <p>Waving - There is a hazard immediately in front of you. It will require you to alter your course or take evasive action. Immediately slow down and be prepared to take appropriate action as necessary. Be aware of the cars around you as you do this</p>
<p>YELLOW/RED STRIPED FLAG:</p> 	<p>This striped flag indicates a surface condition - take care. It indicates that a slippery condition exists or that debris is present on the course. This flag is displayed standing.</p>
<p>BLACK FLAG:</p> 	<p>If directed at your car: There is something wrong with your car or your driving. Immediately pull into the pits and see an Event Official.</p> <p>If stationary at more than one station: all cars are to pull into the pits at their first opportunity. No passing.</p>
<p>MECHANICAL BLACK:</p> 	<p>At some tracks, you will see this flag used in place of a black flag when something is mechanically wrong with your car. Pull into the pit lane and see the chief, who will relay the flaggers observations.</p>
<p>BLUE FLAG:</p>	<p>When pointed at you, this flag indicates that there are faster cars behind you that should be allowed to pass.</p>



NNJR Track Pack

NJMP Lightning *Sponsored by Paul Miller Porsche*
Saturday, April 27 and Sunday, April 28

	Check your mirrors and give passing signal(s) at the next authorized passing area.
WHITE FLAG: 	This means that an ambulance, service vehicle, or slow moving (e.g. with mechanical trouble) car is on the circuit. Be alert.
RED FLAG: 	Something affecting the safety of the event has occurred. Stop quickly and safely by moving to the edge of the track surface (off line) immediately. Be mindful of the cars around you. Do not drive around to see the cause of the flag signal. Remain stopped with your car until directed by a flagger to proceed.
CHECKERED FLAG: 	The run group is over. Proceed around the track more slowly, cool engine and brakes, return to pits and paddock.



NNJR Track Pack

NJMP Lightning *Sponsored by Paul Miller Porsche*
 Saturday, April 27 and Sunday, April 28

NNJR PCA NJMP LIGHTNING 2019 DE RUN GROUPS

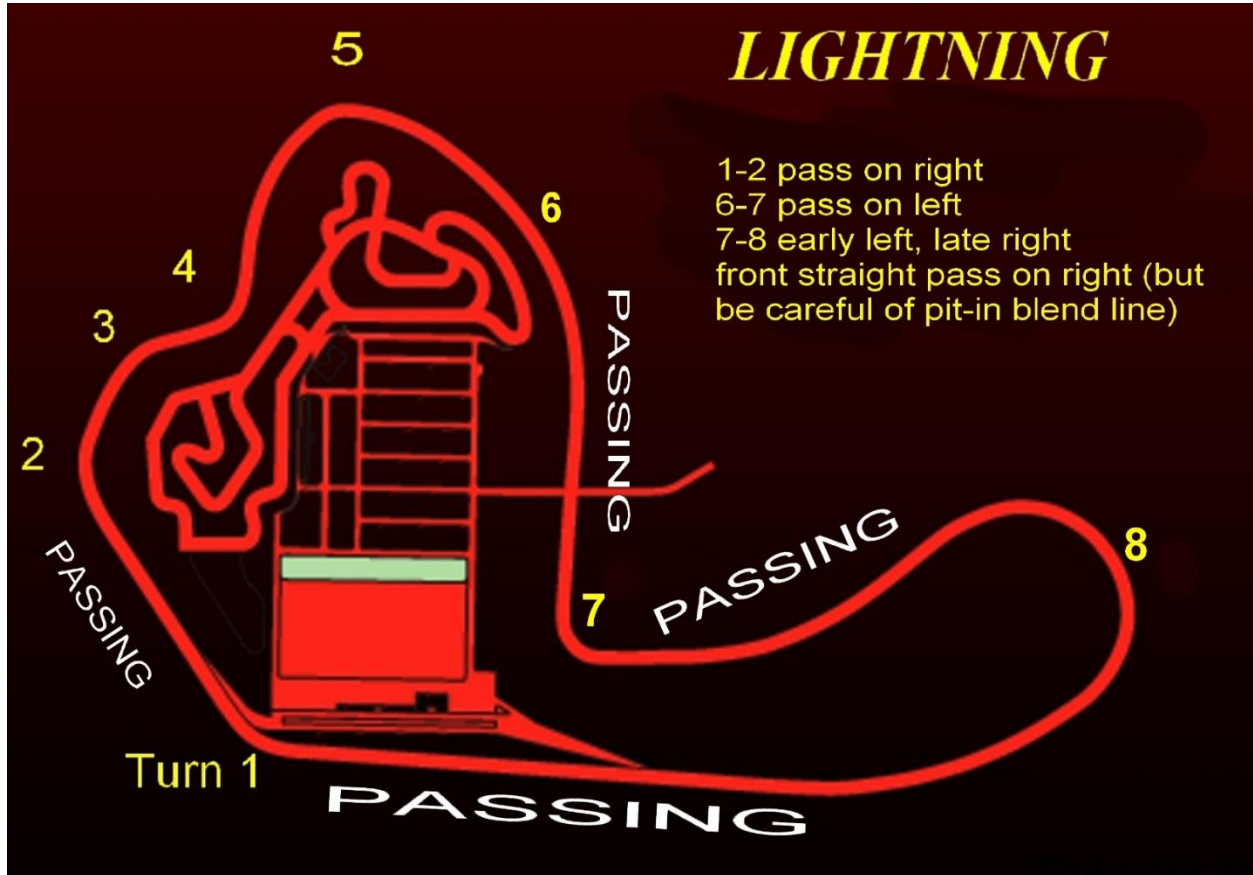
RED		BLACK		WHITE		BLUE		YELLOW		GREEN	
NO.	Full Name	Instr	No.	Full Name	Instr	No.	Full Name	No.	Full Name	No.	Full Name
14	Wilson Lau	Yes	00	Curtis Barsi		1	Paul Gavel	03	Joseph McNally	1	Martin Siler
20	Fred Seebeck	Yes	05	Gary Tickle		26	Andy Lin	7	Kyle Ma	31	Dana Beaton
24	Howard Medow	Yes	017	Aleksey Gerasyuto	Yes	053	Ramy Farid	34	Omer Erkovan	42	Ryan Trudel
29	Philip Black		17	Dom Miliano	Yes	66	Joshua Becker	043	Lana Alwari	057	Steve Sanders
43	Thomas Kohler	Yes	21	Tom Trudel	Yes	70	Sue Smith	070	Paul Bauer	77	Andrew Hall
51	Bob Hargesheimer	Yes	22	Obi Akunwafor		100	Alex Au	303	Rob Hoffman	128	Shannon Muller
52	Dyke Hensen	Yes	36	Glen Ochten		206	Miguel Serra	376	Tim Ripley	177	Peter Lorillard
67	Thom Calabro	Yes	54	Grant Lenahan		228	Caleb Wong			435	Nathan Goodrow
79	Mike Daino	Yes	59	David Martin	Yes	299	Brandon Carione			591	Bryn Martin
86	Ken Ernsting	Yes	60	William Merritt		322	Kim Aievoli			606	Jack Ippolito
88	Joe Aievoli	Yes	69	Thomas Bravante		343	Bill Wawerczak			901	Jim Vinci
102	Shelly Spatz	Yes	72	Janice Ernsting		431	Cynthia Cristello			909	Duncan Findlay
128	Matthew Muller	Yes	077	Arthur Hall		507	Ken Oliva				
188	Lester Cheng	Yes	090	Stephan Tisseront	Yes	614	Alan Silverstein				
252	Alan R. Soberman	Yes	144	Peter Traphagen,		640	Tim Barnes				
271	Jay Mazzola	Yes	172	Leslie Shrem	Yes	694	Bruce Grobman				
313	Greg Mills	Yes	175	Allen Morrison		711	Haresh Patel				
331	Dean Hollister	Yes	198	Douglas Holcomb		761	Marshall Knutson				
344	Iskender Catto	Yes	265	Steven Chomsky		763	Sheryl McAfee				
409	John Giove	Yes	314	Dan McAuley		777	Oleh Slupchynskij				
466	James Ferreira	Yes	319	Larry Lanwehr		795	James H. Coleman				
488	Ralph Kaye	Yes	425	Stephen Fisher		808	Andre Cardadeiro				
494	Evan Chomsky	Yes	431	Anthony Cristello		844	Mike Gourley				
513	Marc Levy	Yes	480	Edward Pepe		951	Amrish Goyal				
539	Thomas Swift	Yes	492	Jim Moore		999	Bruce Hensdorf				
555	Al Tafro	Yes	547	Ed Stripko							
587	Robert A March Jr	Yes	666	Michael Vincent							
686	Paul Taeschler	Yes	727	Al Ghosh							
715	Mike Calcaterra	Yes	728	Jeff Krol	Yes						
722	Anthony Vasaturo		757	Bob Weeman							
767	Michael Aquino		764	Robert Phelan							
811	Ken Casterline	Yes	771	Rich Thrush							
862	Rick Uhler	Yes	781	Bob White							
881	Michael Di		844	Frank Gourley	Yes						
885	Tibor Jurich		878	Carlo Scialla							
918	Thomas Iervolino	Yes	987	Mark Buchanan							
929	Joseph Carione										
981	John Cengiz										
991	Steven Corodemus										
<hr/>											
Crimson											
49	Adam Vogelsong										
561	Richard Barry										
<hr/>											
Volunteer Instructors											
3	Bill Gilbert										
58	Mike Carr										
97	Knute Hancock										
099	Todd Reid										
<hr/>											
Intro to DE											
2	Kevin White										
4	Ed Troianello										
12	Adam Troianello										
012	Kyle Troianello										
16	Alan Walker										
33	Julian Velez										
41	David Yakimischak										
73	Michael Sgaramella										
91	Bob Sims										
124	Gerald Krieger										
411	Charles Yakimischak										



NNJR Track Pack

NJMP Lightning *Sponsored by Paul Miller Porsche*
Saturday, April 27 and Sunday, April 28

NJMP Lightning Track Map





NNJR Track Pack

NJMP Lightning *Sponsored by Paul Miller Porsche*

Saturday, April 27 and Sunday, April 28

SATURDAY SCHEDULE

Morning Tech Inspection:

07:15am - 08:00AM Paddock – Students & Solo Drivers, Instructors must check-in

Morning Meeting:

08:15am - 08:30AM Drivers Meeting in the Pit Lane – Students & Solo Drivers

08:15am - 08:30AM Instructors Meeting in the Classroom

08:30am - 09:00AM Students Meeting in the Classroom – Green, Yellow & Blue Drivers
Meeting are mandatory for all drivers and instructors

Classroom Sessions:

9:00am – 9:30am Blue and White Run Groups in Classroom

4:15pm – 4:45pm Black Run Group in Classroom

Intro to DE - Pink Group:

9:30AM – 10:30AM Intro to DE Students Meeting in Classroom

See complete schedule for Intro to DE on last page of Track Pack

9:00 AM		Red	2:00 PM		Red
9:24 AM		Yellow	2:24 PM		Yellow
9:48 AM		Black	2:48 PM		Black
10:12AM		Green	3:12 PM	INTRO to DE	
10:36AM	 	Blue / White	3:36 PM		Green
11:00AM		Red	4:00 PM	 	Blue / White
11:24AM		Yellow	4:24 PM		Red
11:48AM		Black	4:48 PM		Yellow
12:12PM	LUNCH		5:12 PM		Black
1:12 PM		Green	5:36 PM		Green
1:36 PM	 	Blue / White	6:00 PM	 	Blue / White

Complimentary Beer and Snacks:

06:30pm Lightning Garage



NNJR Track Pack

NJMP Lightning *Sponsored by Paul Miller Porsche*

Saturday, April 27 and Sunday, April 28

Sunday Schedule

Morning Meeting:

08:15am - 08:30am Drivers Meeting in the Pit Lane – Students & Solo Drivers

08:15am - 08:30am Instructors Meeting in the Garage

08:30am – 09:00am Students Meeting in the Pit Lane – Green, Yellow & Blue Drivers

Meeting are mandatory for all drivers and instructors

Instructor trainees will be driving in the Yellow run group today

9:00 AM		Red	2:00PM		Red
9:24 AM		Yellow	2:24PM		Yellow
9:48 AM		Black	2:48PM		Black
10:12 AM		Green	3:12PM		Green
10:36 AM	 	Blue / White	3:36PM	 	Blue / White
11:00 AM		Red	4:00PM		Red
11:24 AM		Yellow	4:24PM		Yellow
11:48 AM		Black	4:48PM		Black
12:12 PM	LUNCH		5:12PM		Green
1:12 PM		Green	5:36PM	 	Blue / White
1:36 PM	 	Blue / White			

Thank you for coming! Have a safe drive home!

We'd love to see you at a future event.

May 17-19 Mid-Ohio Adv
July 26-28 Watkins Glen
Oct 12-13 NJMP Lightning

May 31-June 1 Thunderbolt
Sept 16-17 Watkins Glen Advanced
Nov 1-3 VIR

July 5-7 Mont Tremblant

For our full schedule please visit our website at www.nnjr-pc



NNJR Track Pack

NJMP Lightning *Sponsored by Paul Miller Porsche*
Saturday, April 27 and Sunday, April 28

Intro to Drivers Education

Saturday, April 27 2018

New Jersey Motorsports Park (NJMP) is a large and complex area with 2 tracks, Thunderbolt and Lightning. **This event is being held at Lightning.** You should plan to arrive at the main gate no later than 9:00AM on Saturday. This will give you plenty of time to find the Lightning track, park and find the classroom for your Drivers Meeting which will begin promptly at 9:30AM. You should plan to bring water, sunscreen, a hat and comfortable rubber soled driving shoes or sneakers. We have packed the schedule with lots of fun events that we know you will enjoy!

Morning:

09:30AM - 10:30AM Drivers Meeting in the Classroom - Mandatory
10:30AM - 10:45AM Tech Inspection

If you are around and can attend the regular Tech sessions, we encourage you to do so.

Friday 7:15pm – 7:45pm
Saturday 7:15am – 8:00am

11:00AM - 12:00PM Car Control #1 – Braking

Afternoon:

12:00PM - 12:30PM Parade Laps on Track, Instructors Driving
12:30PM - 01:30PM **Lunch – Provided by Paul Miller Porsche**
01:30PM - 02:30PM Car Control #2 – Slalom Course
03:12PM - 03:35PM **Track Time**

You are welcome to join us for beer and snacks in the Lightning garage after the track closes at 6:30PM.

Thank you for coming! Have a safe drive home!

We'd love to see you at a future event.

May 17-19 Mid-Ohio Adv
July 26-28 Watkins Glen
Oct 12-13 Lightning

May 31- June 1 Thunderbolt
Sept 16-17 Watkins Glen Advanced
Nov 1-3 VIR

July 5-7 Mt Tremblant

For our full schedule please visit our website at www.nnjr-pca