



NNJR Track Pack

NJMP Lightning

Saturday, April 29 and Sunday, April 30

Welcome to the NNJR Driver Education at NJMP Lightning

YOU ARE RESPONSIBLE FOR KNOWING THE INFORMATION OF THIS PACKAGE.

PLEASE READ, PRINT AND BRING A COPY OF THIS PACKAGE TO THE TRACK (COPIES WILL NOT BE AVAILABLE AT THE TRACK).

Run groups, event schedules, track map, and work assignments are included.

CHANGE IN CAR NUMBER REQUIREMENTS

Please note that you must affix four numbers to your car from now on for all NNJR PCA DE events. Numbers on the doors should be at least 6" tall. Front and rear numbers can be 4" tall. Numbers must be in a color that is clearly visible against the paint of the vehicle. The front numbers can go in the upper right hand corner of the windshield; rear numbers on the rear bumper cover. For street cars, as an alternative, front and rear numbers can be applied to the backs of reversed license plates.

CHANGE IN HELMET CERTIFICATION

Helmets must be Snell 2010 or 2015. 2000 certified helmets are no longer allowed.

EVENT SPECIFIC INFORMATION

Arrival at Track

The track becomes available to us at 7 PM on Friday, April 28 for trailer drop off and tech inspection. Please do not arrive prior to 7 PM.

Tech Inspections

We will hold a tech inspection on Friday night from 715 PM until 8PM. For those coming on Saturday morning, we will also hold a tech beginning at 700 AM and concluding no later than 745 AM. Tech inspection for Sunday will be held on Saturday from 530 to 615 PM. There will not be a tech session Sunday morning. Anyone missing a tech session must see the tech steward and will be tech'd at the steward's convenience

Safety

NJ motorsports regulations require a full face helmet.

Libations

We will have complimentary beer and snacks at the concession stand after the track shuts down on Saturday.



NNJR Track Pack

NJMP Lightning

Saturday, April 29 and Sunday, April 30

Garages and Camping

There are no garages at Lightning. Camping is allowed but permits must be purchased from NJMP (go to the building next to the entry gate).

Food

The concession room in the Lightning tower building will be open for breakfast and lunch each day.

Per NJMP:

The Finish Line Pub has Full Throttle Friday on 4/28 from 5:30pm – 7:30pm. Drinks specials, live entertainment and appetizer buffet.

On Sunday, 4/30 the Finish Line Pub has a Brunch scheduled. We are pleased to extend a reduced brunch rate of \$15 inclusive per person for your attendees. All they need to do is show their wristband upon Brunch arrival.

Fuel

Both race and street fuel will be available.

GENERAL EVENT INFORMATION

Driver Education will afford you the opportunity to develop your driving skills in the relatively safe environment of a race track. IT IS NOT A RACING SCHOOL, NOR IS IT PRACTICE FOR RACING. All drivers participating are expected to drive well within their capabilities and be courteous and respectful of others. Drivers who appear, to an event official, to be pushing too hard or driving in an unsafe manner, will be black flagged and will lose track time.

Tech Inspection

Required for each day on track. The procedure is as follows:

A. Remove all loose objects from vehicle:

- ☐ Passenger compartment: mats, radar detector, cell phone, CDs, cassettes, etc.
- ☐ Glove box must be empty or locked.
- ☐ Luggage compartment: tool kits, air compressor, oil, spare parts, etc. Leave spare tire in place.
- ☐ Door pockets must be empty.

B. Remove any wheel covers and wheel locks.

C. Attach car numbers to both sides of car and front and rear.

D. Affix tech sticker at the top center of the windshield (if you went to the NNJR pre-



NNJR Track Pack

NJMP Lightning

Saturday, April 29 and Sunday, April 30

event tech).

E. Check wheel lug tightness.

F. Proceed to tech line at event. Times for event tech inspections are noted on the schedule.

G. Stay with your car.

H. Your car will be checked for:

- ☐ Loose articles
- ☐ Brake lights
- ☐ Brake fluid level
- ☐ Tight gas cap
- ☐ Lug nut tightness
- ☐ Car numbers, to insure that they are properly placed, of sufficient size and contrast, and match those assigned to you as shown in this track pack
- ☐ Tow hooks, either installed in the front bumper, or locked in the glove compartment
- ☐ Secure mounting of auxiliary equipment, such as fire extinguishers, video cameras, data systems, etc.
- ☐ Helmet - Snell 2010 or later (2015 recommended)

I. If your car failed the pre-event safety inspection, you will be directed to a separate line where the defect plus the above will be checked.

J. At the end of the tech line, you will receive your run group sticker.

K. The tech line will close PUNCTUALLY at the scheduled time. Late arrivals will be tech'd at the tech steward's convenience. Tech is required each day of the event.

Instructors may self-tech their cars but MUST provide a completed tech form and check their name off on the instructor check-in log.

A note on car numbers

You must provide numbers and apply them to your car prior to entering the tech line. Numbers do not need to be fancy: one inch blue painters masking tape works well on light colored cars. Door numbers should be at least six inches high and appear on both the driver and passenger side of the car. Front and rear numbers must be at least 4 inches high. You must use the number assigned to you as shown in this tack pack.

Attire

Long pants, preferably a natural fiber such as cotton, are required, as are closed-toed, rubber soled tie shoes. Short sleeves are allowed except at those tracks requiring long sleeves.

Bikes, Scooters, and Skateboards



NNJR Track Pack

NJMP Lightning

Saturday, April 29 and Sunday, April 30

These "vehicles" are not permitted in pit lane nor in the paddock where cars are entering or leaving the track or where tech inspection is being held. While permitted in other areas of the paddock, you are responsible to ensure that all proper safety gear is worn, in compliance with state law. Please inform anyone attending with you, especially children, to remain clear of prohibited areas and to exercise caution.

Paddock Jack Rules

Do NOT jack or place any jack stands on the asphalt. You must use wood or metal underneath any jack or jack stand.

EVENT OPERATING PROCEDURES:

Instructors and Students

- Each driver will be assigned to a "run group" based on his/her track driving experience. Instructors are assigned to each driver in green, yellow and blue for each day of the event.
- We require that instructors drive all students' Porsches for the first two laps of the first run in all run groups. This is to allow an experienced Porsche driver to evaluate the driving condition of your Porsche, both for safety and to aid in instructing.
- Entrants assume all risk of damage to their Porsche during the event. This includes the times when an instructor is driving your Porsche. Because you are assuming the risk, it is your right to be satisfied with the manner in which the instructor drives your Porsche.
- If, after discussion with your instructor regarding any apprehension you may have with his/her driving or instructing technique, you are still not satisfied, you may ask the Chief Instructor to assign you to another instructor.
- Although not all entrants are required to work with an instructor, everyone is encouraged to make use of the instructors' experience and skills.

Staging

All entrants should listen for their run group to be called on the PA system. Entrants should also note the times listed on the daily schedule: run times are normally very close to those posted unless an incident has occurred. When your run group is called, or 5-10 minutes before your session (not sooner) drive your car slowly to the staging area. It is very important that all drivers line up promptly. Staging officials will check that both you and your car have proper credentials to enter the track, that helmets are on, that doors and hoods are latched closed, and that windows are down.

Begin to look for your instructor as soon as you are in the staging area or make prior arrangements to meet your instructor in the paddock. However, note that your instructor may be on the track driving or instructing in the group immediately prior to yours. Do not proceed to pit out until signaled to do so.



NNJR Track Pack

NJMP Lightning

Saturday, April 29 and Sunday, April 30

Pit Out – Entering the Track

Track entry is only upon instruction by the pit out steward. To enter the track properly, proceed briskly and be sure to look in your mirrors and down the track for oncoming traffic. **STAY INSIDE THE BLEND LINE OR TO THE SIDE OF THE TRACK THAT YOU ENTERED UNTIL THE TRACK IS CLEAR!** Blend line violators will be black flagged.

Pit In – Exiting the Track:

At the conclusion of a session (run group), the checkered flag will be displayed. After receiving the checkered flag, proceed to pit-in, cooling your brakes and engine, slow down and enter pit lane at or below the pit lane speed limit.

Flags

It is your responsibility to identify the location of the flag stations. Flag stations are your primary source of information about track conditions immediately in front of your car while you are running. Become familiar with their locations and with the meaning of each flag. See the attached description of flags and their uses.

Passengers

If there are two persons in a car, one of those persons **MUST** be an NNJR approved instructor, and the other person **MUST** be a properly registered entrant. **NO EXCEPTIONS.** Failure to abide by this ruling is grounds for dismissal from the event. Insurance regulations require this - please cooperate.

Paddock and Pit Speed Limits

The paddock speed limit is 5 MPH. Paddock traffic is one-way only, direction is track specific. Take particular care of pedestrians when traversing the paddock. Pit lane speed limit is 30 MPH. Please monitor your speed when entering and exiting the pits.

Passing

Passing is permitted on designated portions of the track only. Passing is not permitted in the corners. The driver of the car being overtaken **MUST SIGNAL** with his/her hand by pointing to the side on which the faster car is to pass. **DO NOT TAILGATE.** The obligation for a safe passing maneuver falls primarily on the passing car, but the car being passed should never do anything unexpected to interfere. Be aware of what is going on behind you as well as in front. **USE YOUR MIRRORS.** Do not block faster cars.

We use extended passing in the red run group and, frequently but not always in the black run group. This allows passing anywhere on the track, upon receiving a valid pass signal. We do not, however, encourage passing in corners.

NNJR Spin Rule

A spin is defined as either rotation of the vehicle more than 90 degrees from its intended



NNJR Track Pack

NJMP Lightning

Saturday, April 29 and Sunday, April 30

direction, 2 or more wheels off of the track surface, or contact with anything. If you spin, you are to immediately proceed to the pits and see the Chief Instructor to discuss the occurrence. After a spin, you are on probation for the remainder of the event, and if you incur a second spin your driving privileges may be suspended or revoked for the balance of the event at the discretion of the Chief Instructors. Additionally, incidents involving contact will be reviewed by the Chief Instructors and may result in probation or exclusion from future events.

Driving Recommendations in Case of Trouble

If you make a mistake and lose control of your car, the best general rule is to engage maximum brake effort until you are completely stopped. If you see you are going to run off the track and if you still have control, drive off straight. Do not attempt to hold your car on the track or to bring it back onto the track. Your chances of escaping unscathed by driving off under control are MUCH better.

Disabled Vehicles

If your car becomes disabled or you have an incident on the track, REMAIN IN YOUR CAR UNLESS THERE IS FIRE OR YOU ARE INSTRUCTED OTHERWISE BY THE CORNER WORKER. You are generally much safer in your car than if you get out. If you are O.K. and do not need medical assistance, signal likewise to the corner worker e.g., a thumbs-up or similar. This will avoid dispatching the ambulance unnecessarily and potentially delaying the event. If you need a tow vehicle, you can make a tugging motion to indicate this. Do not remove your helmet.

Track Damage

Any car causing any damage to track facilities or equipment will be required to pay a predetermined amount of money immediately, or the amount of damage, whichever is greater.

Track Clean-Up

No car parts, tires, batteries, etc. may be left behind in the paddock. The track will charge a disposal fee which will be billed to the responsible participant. Fluid wastes must be placed in approved disposal containers located in various locations in the paddock and never on the ground.

SAFETY IS OUR PRIMARY CONCERN THROUGHOUT THE EVENT - Anyone deemed to be conducting themselves or their vehicle in an unsafe manner, either on or off the track, is subject to suspension for the balance of the event.



NNJR Track Pack

NJMP Lightning

Saturday, April 29 and Sunday, April 30

NO ALCOHOLIC BEVERAGES OF ANY TYPE may be consumed by any person until the driving schedule has been completed and the track is shut down. The use of any ILLEGAL OR REFLEX AFFECTING DRUGS IS STRICTLY PROHIBITED.

SEE YOU AT THE TRACK!

Tom Swift

NNJR PCA Track Chair



NNJR Track Pack

NJMP Lightning

Saturday, April 29 and Sunday, April 30

LRP DE Event Officials

EVENT CHAIRMAN	Tom Swift
CHIEF INSTRUCTORS	John Giove and Al Tafro
TOWER	Shannon Muller
SAFETY	Curt Barsi
STAGING	NJMP
TECH INSPECTION	Ed Pepe
FRONT GATE	Steve Chomsky
PHOTOGRAPHY	Tom Swift
REGISTRATION	Craig Mahon



NNJR Track Pack

NJMP Lightning

Saturday, April 29 and Sunday, April 30

Work Assignments






Group	Last Name	First Name	No.	Class
Gate	Chomsky	Evan	89	Red
	Martin	David	591	Red
Gate Steward	Chomsky	Steven	265	White
Tech	Ernsting	Janice	553	White
	Lenahan	Grant	54	White
	Mitchell	Paul	175	White
	Ochten	Glen	36	White
	Scialla	Carlo	878	White
Tech Steward	Pepe	Edward	277	White
Tower	Holcomb	Douglas	198	White
Tower	Trudell	Ryan		
Tower Steward	Muller	Shannon		



NNJR Track Pack

NJMP Lightning

Saturday, April 29 and Sunday, April 30





GREEN FLAG: 	<p>Track is open and the course is clear. If no flag is displayed at a station, this is a green condition.</p>
YELLOW FLAG: 	<p>Stationary - There is a potential hazard near or on the track ahead of you. You must exercise caution until you pass a clear flag station. Slow down. Passing is not allowed while the yellow flag is displayed. This flag will also be displayed for the first lap of each run.</p> <p>Waving - There is a hazard immediately in front of you. It will require you to alter your course or take evasive action. Immediately slow down and be prepared to take appropriate action as necessary. Be aware of the cars around you as you do this</p>
YELLOW/RED STRIPED FLAG: 	<p>This striped flag indicates a surface condition - take care. It indicates that a slippery condition exists or that debris is present on the course. This flag is displayed standing.</p>
BLACK FLAG: 	<p>If directed at your car: There is something wrong with your car or your driving. Immediately pull into the pits and see an Event Official.</p> <p>If stationary at more than one station: all cars are to pull into the pits at their first opportunity. No passing.</p>
MECHANICAL BLACK: 	<p>At some tracks, you will see this flag used in place of a black flag when something is mechanically wrong with your car. Pull into the pit lane and see the chief, who will relay the flaggers observations.</p>
BLUE FLAG:	<p>When pointed at you, this flag indicates that there are faster cars behind you that should be allowed to pass.</p>



NNJR Track Pack

NJMP Lightning

Saturday, April 29 and Sunday, April 30

	Check your mirrors and give passing signal(s) at the next authorized passing area.
WHITE FLAG: 	This means that an ambulance, service vehicle, or slow moving (e.g. with mechanical trouble) car is on the circuit. Be alert.
RED FLAG: 	Something affecting the safety of the event has occurred. Stop quickly and safely by moving to the edge of the track surface (off line) immediately. Be mindful of the cars around you. Do not drive around to see the cause of the flag signal. Remain stopped with your car until directed by a flagger to proceed.
CHECKERED FLAG: 	The run group is over. Proceed around the track more slowly, cool engine and brakes, return to pits and paddock.



NNJR Track Pack

NJMP Lightning

Saturday, April 29 and Sunday, April 30

				Run Groups NJMP1			
	Red	Instructor		Pink	Instructor		White
7	Wilson Lau	Yes		Mark Loch		0	curtis barsi
24	Howard Meadow	Yes	55	James McLaughlin		2	Bart Grochowski
41	Dennis DiLazzero		63	Matthew Partsinevelos		5	Gary Tickle
53	Arthur Meltzer	Yes	513	Marc Levy		7	dennis dauria
67	Thom Calabro	Yes	591	David Martin		36	Glen Ochten
68	Ken Ernsting	Yes	745	Shawn Cudnik		54	Grant Lenahan
88	Joe Aievoli					68	Nicholas Bravante
89	Evan Chomsky	Yes				69	Yury Marasanov
102	Shelly Spatz	Yes				96	Jared Randall
144	Peter Traphagen, Sr					166	Andrew Robinson
168	Lester Cheng	Yes				175	Paul Mitchell
172	Leslie Shrem	Yes				198	Douglas Holcomb
252	Alan R. Soberman	Yes				212	Ronald Robins
313	Greg Mills	Yes		Volunteer Instructors		265	Steven Chomsky
328	Anthony Castronovo	Yes				277	Edward Pepe
331	Dean Hollister	Yes		Michael Bono	Yes	314	Dan McAuley
344	Iskender Catto	Yes		Dyke Hensen	Yes	319	Larry Lanwehr
369	John Epstein	Yes		Craig Mahon	Yes	327	Andrew Yorks
409	John Giove	Yes		Gary Shemaka	Yes	343	Bill Waverczak
425	Stephen Fisher		3	Bill Gilbert	Yes	516	A. Laud
539	Thomas Swift	Yes	58	Mike Carr	Yes	547	Ed Stripko
555	Al Tafro	Yes				553	Janice Ernsting
715	Mike Calcaterra	Yes				561	Adam Davis
718	Ray Glass	Yes				666	Michael Vincent
751	Allen Morrison					669	Thomas Bravante
763	Robert Phelan					727	Al Ghosh
811	Ken Casterline	Yes				744	Patrick McClune
918	Thomas Iervolino	Yes				767	Michael Aquino
928	Frank Bennett	Yes				795	James H. Coleman
991	Steven Corodemus					818	Christopher Wilkens
						878	Carlo Scialla
						885	Tibor Jurich
						981	Michael Di Modugno
						999	Bruce Hernsdorf

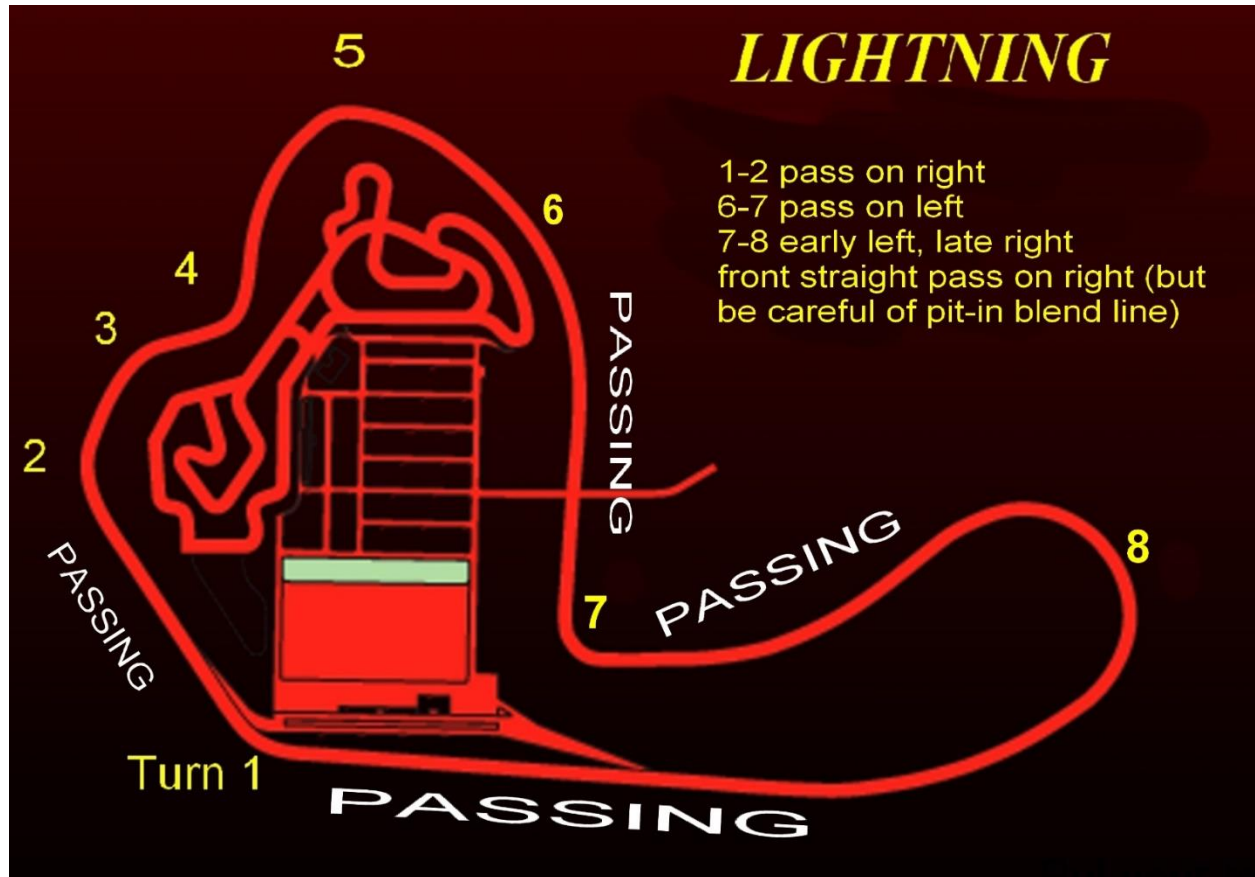


NNJR Track Pack

NJMP Lightning

Saturday, April 29 and Sunday, April 30

NJMP Lightning Track Map





NNJR Track Pack

NJMP Lightning

Saturday, April 29 and Sunday, April 30

SATURDAY SCHEDULE

Morning Tech Inspection:

07:15am – 08:00am Paddock – Students & Solo Drivers, Instructors must check-in

Morning Meeting:

08:15am – 08:30am Drivers Meeting in the Pit Lane – Everyone

Meeting mandatory for all drivers and instructors

Pink Group Classroom Sessions:

08:45am – 09:55am Classroom Session 1

10:55am – 11:40am Classroom Session 2

01:05pm – 01:45pm Classroom Session 3

02:40pm – 03:20pm Classroom Session 4

On Track:

09:00am	■	Red	01:30pm	■	Red
09:25am	□	White	02:00pm	■	Pink
09:55am	■	Red	02:20pm	□	White
10:20am	■	Pink	02:55pm	■	Red
10:40am	□	White	03:30pm	□	White
11:10am	■	Red	04:05pm	■	Pink
11:35am	□	White	04:30pm	■	Red
12:10pm	■	Pink	05:00pm	□	White
12:30pm	LUNCH		05:30pm	■	Red

■ Pink - Instructor Candidates and Mentors

Afternoon Tech Inspection:

05:30pm – 06:15pm Paddock

Complimentary Beer and Snacks:

06:30pm Lightning Garage

See you tomorrow!



NNJR Track Pack

NJMP Lightning

Saturday, April 29 and Sunday, April 30

SUNDAY SCHEDULE

Morning Meeting:

08:15am – 08:30am Drivers Meeting in the Pit Lane – Everyone
Meeting mandatory for all drivers and instructors

On Track:

09:00am	<input checked="" type="checkbox"/>	Red	01:30pm	<input type="checkbox"/>	White
09:30am	<input type="checkbox"/>	White	02:00pm	<input checked="" type="checkbox"/>	Red
10:00am	<input checked="" type="checkbox"/>	Red	02:30pm	<input type="checkbox"/>	White
10:30am	<input type="checkbox"/>	White	03:00pm	<input checked="" type="checkbox"/>	Red
11:00am	<input checked="" type="checkbox"/>	Red	03:30pm	<input type="checkbox"/>	White
11:30am	<input type="checkbox"/>	White	04:00pm	<input checked="" type="checkbox"/>	Red
12:00pm	<input checked="" type="checkbox"/>	Red	04:30pm	<input type="checkbox"/>	White
12:30pm	LUNCH		05:00pm	<input checked="" type="checkbox"/>	Red
			05:30pm	<input type="checkbox"/>	White

Thank you for coming! Have a safe drive home!

We'd love to see you at a future event.

May 19-21 Mid-Ohio Adv	June 2-3 NJMP Thunderbolt	
June 23 Pocono – Ladies Day	June 24-25 Pocono	July 14-16 Mt. Tremblant
July 28-30 Watkins Glen	Sept 18-19 Wat Gln Adv	Oct 14-15 NJMP Lightning
	Oct 27-29 VIR	

For our full schedule please visit our website at www.nnjr-pc